



Australia's
Global
University

Health, Safety and Environment

UNSW Medicine

April 2018



UNSW Medicine Level 2 Health and Safety - April 2018

- Mandatory Health and Safety training for new staff hires (January 2018 – March 2018) within the Faculty is ~77% compliant. Those who have not completed this training will be reminded to do so as a matter of priority.
- Workers Compensation Report (Total Claims UNSW Medicine year to date): 2 claims (1 Medical Treatment Only, 1 Lost Time Injury).
- Notable incidents that have occurred since previous meeting (November):
 - No SafeWork NSW [notifiable incidents](#)
 - A plastic tube came in contact with dry ice when removed from liquid nitrogen, the tube exploded resulting in a laceration to the face of the researcher.
 - Two separate incidents involving falls which resulted in fractures to bone.
- UNSW Medicine close-off rate of Corrective Actions for all Hazards, Incidents, Workplace Inspections reported through myUNSW: 94%.
- UNSW Health and Safety Procedure/Guideline/Forms changes/updates
 - HS908 Cleaning in Moderate to High Risk Facilities
 - Nanomaterial Guideline
 - HS934 Sample Hazard Declaration Form
- UNSW Health, Safety and Environment Team updates
 - A major goal for 2018 is to update the UNSW Health and Safety Management System in accordance with the new ISO 45001 (not yet released).
 - Hazardous Spills Training has been delivered to laboratory managers across high-risk schools within the faculty.
 - Lab Safety Awareness and Liquid Nitrogen Safety training will soon be available online.
 - SafeSys minor enhancement being carried out, mainly focusing on increasing the speed.

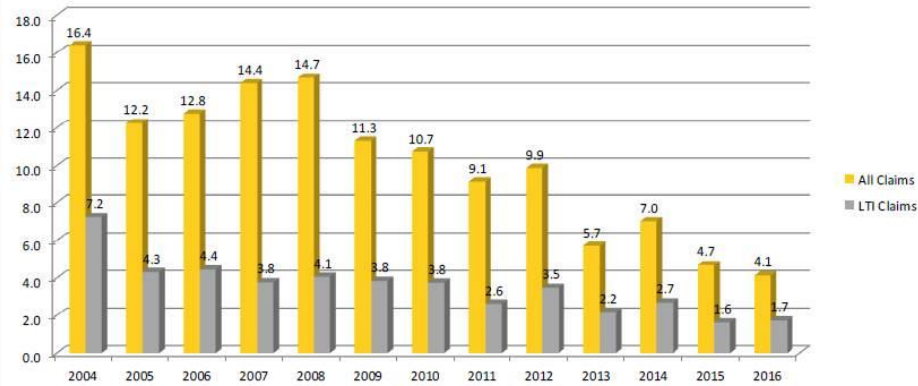
- The refreshed Contractor Management system is soon to be released. This will contain online training for contractors and a portal for contractors to upload their licences and insurances.
- There is a new Emergency and Major Incident Manager; Rick Minter.

- Wellbeing
 - Davidson Trahaire Corpsych (our Employee Assistance Program provider) have rebranded to Benestar.
 - The Global Challenge is back for 2018, so far 13 teams from Medicine have signed up. The Global Challenge is a team-based health and wellbeing event that runs for 100 days from 25 May, encouraging participants to increase their activity levels and aim for over 10,000 steps a day.

- Environment
 - Estate Management recently recruited Senior Manager, Environmental Sustainability, William Sydall. Sustainability Manager, Arifa Sarfraz, has moved from Health, Safety and Environment team to Estate Management.

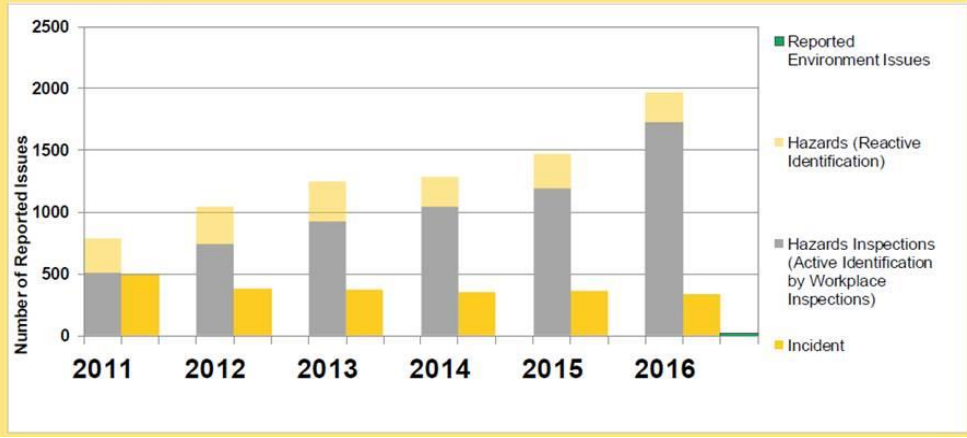
- UNSW-wide Health, Safety and Environment statistics
 - Below are charts from the L1 HSE papers, showing trends over several years. The first demonstrates a downward trend in workers compensation claims and lost-time injury (LTI) frequency claims since 2004. Note, the 2017 statistics are not yet available.

**12 Year Worker's Compensation:
All Claims and Lost Time Injury Frequency Rate Comparison**



Hazard and Incident Reporting

Steady long-term decline in the number of safety incidents. Growth in hazard identification is consistent with a strong safety culture and supports the inverse trend toward of decreasing reported safety incidents.



UNSW Health and Safety Online Training

Note: New Hires shown are from the period 01 January 2018 – 28th February 2018

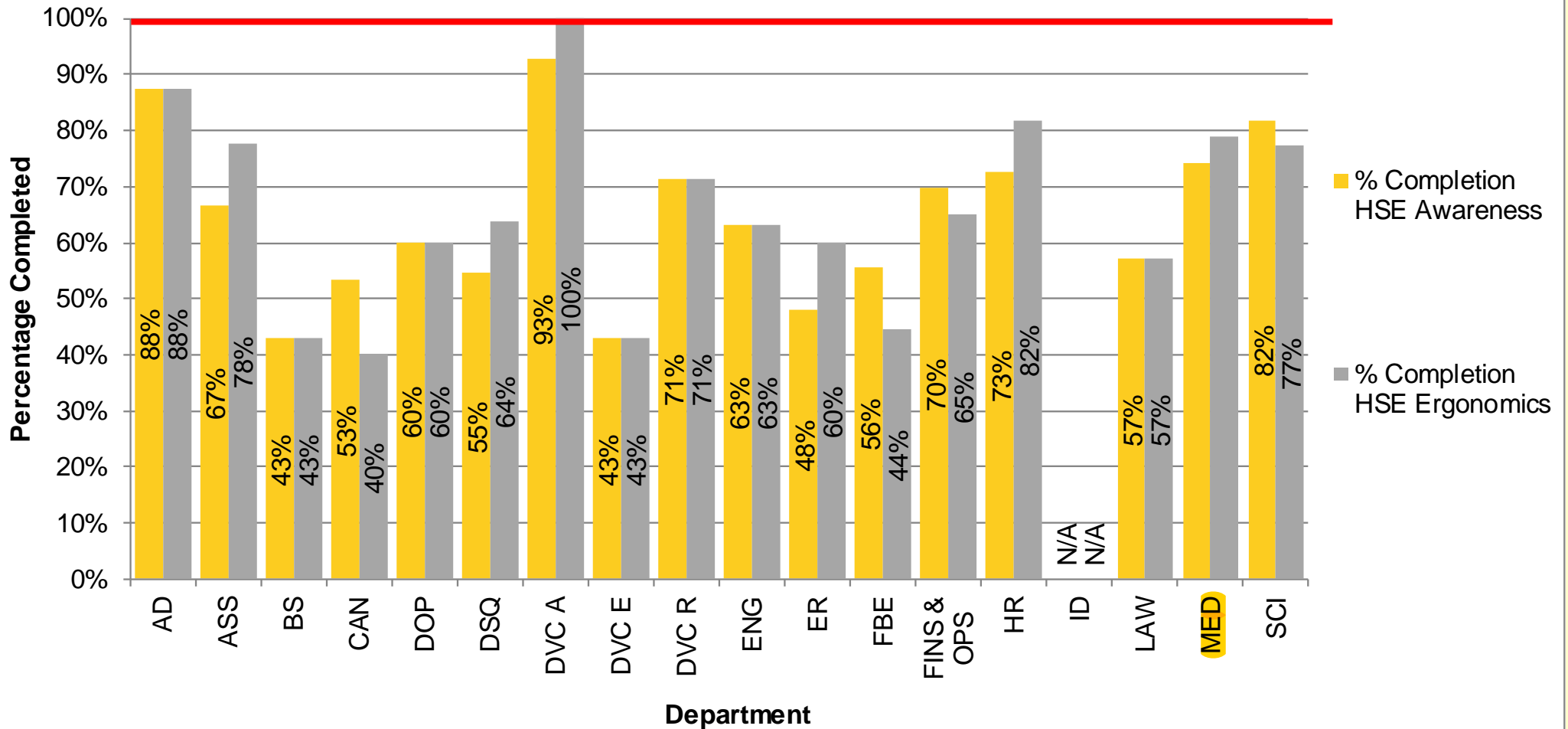
Report was run on 13th March 2018

New Hires are only currently active employees

This report includes newly hired employees in Continuing and Fixed term Full time and Fractional Academics. It does not include Casual Employees, Contractors and Honorary Title Holders.

Faculty/ Division	Faculty/Division Name	# of New Hires	New Staff Completed HSEAWA	% Completion HSE Awareness	New Staff Completed HSEEMT	% Completion HSE Ergonomics
AD	UNSW Art & Design	8	7	88%	7	88%
ASS	Faculty Arts and Social Sciences	18	12	67%	14	78%
BS	UNSW Business School	7	3	43%	3	43%
CAN	UNSW Canberra	15	8	53%	6	40%
DOP	Division of Philanthropy	5	3	60%	3	60%
DSQ	Division of Strategy & Quality	11	6	55%	7	64%
DVC A	DVC Academic	14	13	93%	14	100%
DVC E	DVC Enterprise	7	3	43%	3	43%
DVC R	DVC Research	7	5	71%	5	71%
ENG	Faculty of Engineering	38	24	63%	24	63%
ER	External Relations	25	12	48%	15	60%
FBE	Faculty of Built Environment	9	5	56%	4	44%
FINS & OPS	Division of Finance & Operations	66	46	70%	43	65%
HR	Human Resources	11	8	73%	9	82%
ID	Division of Inclusion & Diversity	0	0	N/A	0	N/A
LAW	UNSW Law	7	4	57%	4	57%
MED	Faculty of Medicine	66	49	74%	52	79%
SCI	Faculty of Science	22	18	82%	17	77%

UNSW Health and Safety Online Training



New Hires	336
HSE Awareness	67%
HSE Ergonomics	68%

UNSW Health and Safety Online Training: New Hires 2018

Note: New Hires shown are from the period 01 January 2018 – 28th February 2018

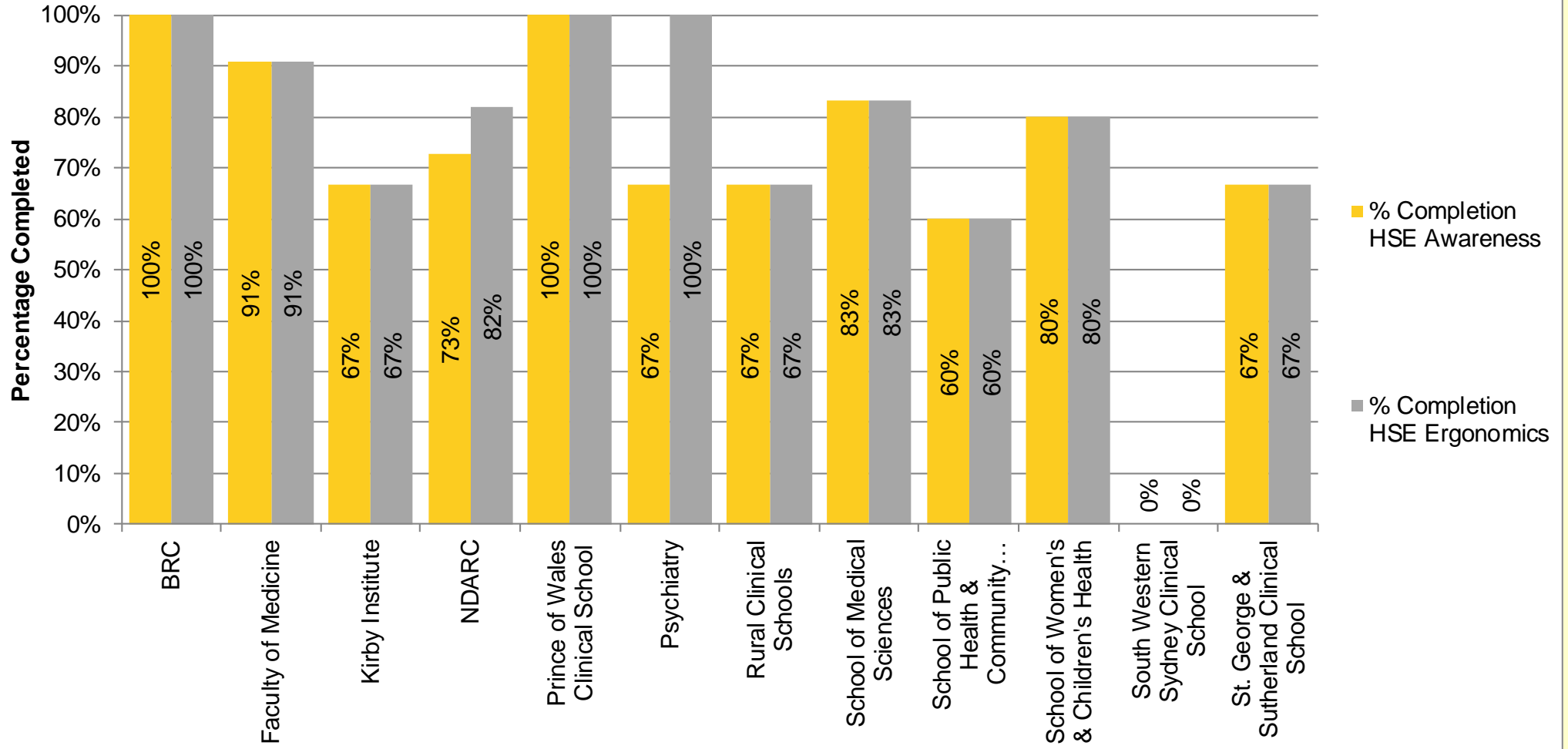
Report was run on 13th March 2018

New Hires are only currently active employees

This report includes newly hired employees in Continuing and Fixed term Full time and Fractional Academics. It does not include Part time Professional Staff, Casual Employees, Contractors and Honorary Title Holders.

Department	# of New Hires	New Staff Completed HSEAWA	% Completion HSE Awareness	New Staff Completed HSEEMT	% Completion HSE Ergonomics
BRC	2	2	100%	2	100%
Faculty of Medicine	11	10	91%	10	91%
Kirby Institute	9	6	67%	6	67%
NDARC	11	8	73%	9	82%
Prince of Wales Clinical School	1	1	100%	1	100%
Psychiatry	6	4	67%	6	100%
Rural Clinical Schools	6	4	67%	4	67%
School of Medical Sciences	6	5	83%	5	83%
School of Public Health & Community Medicine	5	3	60%	3	60%
School of Women's & Children's Health	5	4	80%	4	80%
South Western Sydney Clinical School	1	0	0%	0	0%
St. George & Sutherland Clinical School	3	2	67%	2	67%
Grand Total	66	49	74%	52	79%

New Hires 2018



Corrective Actions

Department	2017 - 2018 Department CA	2017 - 2018 Department CA Closed	2017 FM CA	2017 CA FM Closed	2017 - 2018 Total CA	2017 - 2018 Combined % CA
BRC	13	10	1	1	14	79%
CCIA	1	1	0	0	1	100%
Faculty of Medicine	1	1	1	1	2	100%
Kirby Institute	19	19	1	1	20	100%
Medicine Research Support	8	8	1	1	9	100%
NDARC	5	4	2	1	7	71%
NeuRA	1	1	0	0	1	100%
Prince of Wales Clinical School	18	18	4	4	22	100%
Psychiatry	4	3	0	0	4	75%
Rural Clinical Schools	30	24	0	0	30	80%
School of Medical Sciences	85	75	7	7	92	89%
School of Public Health & Community Medicine	4	4	1	0	5	80%
School of Women's & Children's Health	6	6	0	0	6	100%
South Western Sydney Clinical School	16	10	0	0	16	63%
St. George & Sutherland Clinical School	53	42	0	0	53	79%
St. Vincent's Clinical School	5	5	0	0	5	100%
Grand Total	269	226	18	16	287	84%

Corrective Actions

