



**UNSW**  
SYDNEY

Australia's  
Global  
University

# Health, Safety and Environment

## Faculty of Medicine

November 2017



## UNSW Medicine Level 2 Health and Safety - November 2017

- Mandatory Health and Safety training for new staff hires (January 2017 – October 2017) within the Faculty is ~87% compliant. Those who have not completed this training will be reminded to do so as a matter of priority.
- Wednesday October 25<sup>th</sup> marked the UNSW Wellbeing Celebration - Global Challenge prizes were awarded to the winners and most improved individuals and teams. There were awards for an Area Champion and a People's Choice nominee who went above and beyond to drive engagement in their areas. We also received some other big news from our Account Director at the Global Challenge – UNSW won for the second year in a row.
- Workers Compensation Report (Claims since last report in August): 1 claim – chipped front tooth as a result of head bump within laboratory.
- Notable incidents that have occurred since previous meeting include:
  1. Staff member tripped and fell on an uneven outdoor surface, sustaining injuries to hands, face and knees. Incident occurred in a poorly lit area of the Randwick Campus – Estate Management resolved issue and installed appropriate lighting.
  2. Bite injury involving procedure with mice. Staff member involved received first aid from staff health and subsequently underwent retraining with their Supervisor on appropriate techniques when handling animals.
  3. Researcher was portioning a clinical sample with a scalpel, cut left index finger. The Safe Work Procedure was adjusted to reduce risk involved (i.e. replace scalpel blade with spatula when sectioning faecal samples for analysis). All appropriate Personal Protective Equipment was worn at the time of the incident and the researcher was undertaking the procedure within a Biological Safety Cabinet, as per requirement.
- Faculty close-off rate of corrective actions for period 2016 - October 2017: 95%.

# UNSW Health and Safety Online Training

Note: New Hires shown are from the period 01 January 2017 – 30<sup>th</sup> September 2017

New Hires are only currently active employees

This report includes newly hired employees in Continuing and Fixed term Full time and Fractional Academics.

It does not include Part time Professional Staff, Casual Employees, Contractors and Honorary Title Holders.

Faculty/ Division	# of New Hires	New Staff Completed HSEAWA	% Completion HSE Awareness	New Staff Completed HSEEMT	% Completion HSE Ergonomics
AD	16	14	88%	15	94%
ASS	17	16	94%	17	100%
BACS	16	16	100%	15	94%
BS	44	34	77%	34	77%
CAN	63	61	97%	59	94%
DOP	30	22	73%	22	73%
DVC E	66	60	91%	60	91%
DVC R	29	27	93%	26	90%
ENG	64	60	94%	59	92%
FBE	12	9	75%	9	75%
FINS & OPS	95	70	74%	70	74%
IT	17	10	59%	10	59%
FM	15	11	73%	12	80%
LAW	8	7	88%	7	88%
<b>MED</b>	<b>158</b>	<b>134</b>	<b>85%</b>	<b>139</b>	<b>88%</b>
SCI	75	73	97%	71	95%
VP CoS	17	16	94%	15	88%
VP CoS HR	37	30	81%	31	84%

# UNSW Health and Safety Online Training

Note: New Hires shown are from the period 01 January 2017 – 30<sup>th</sup> September 2017

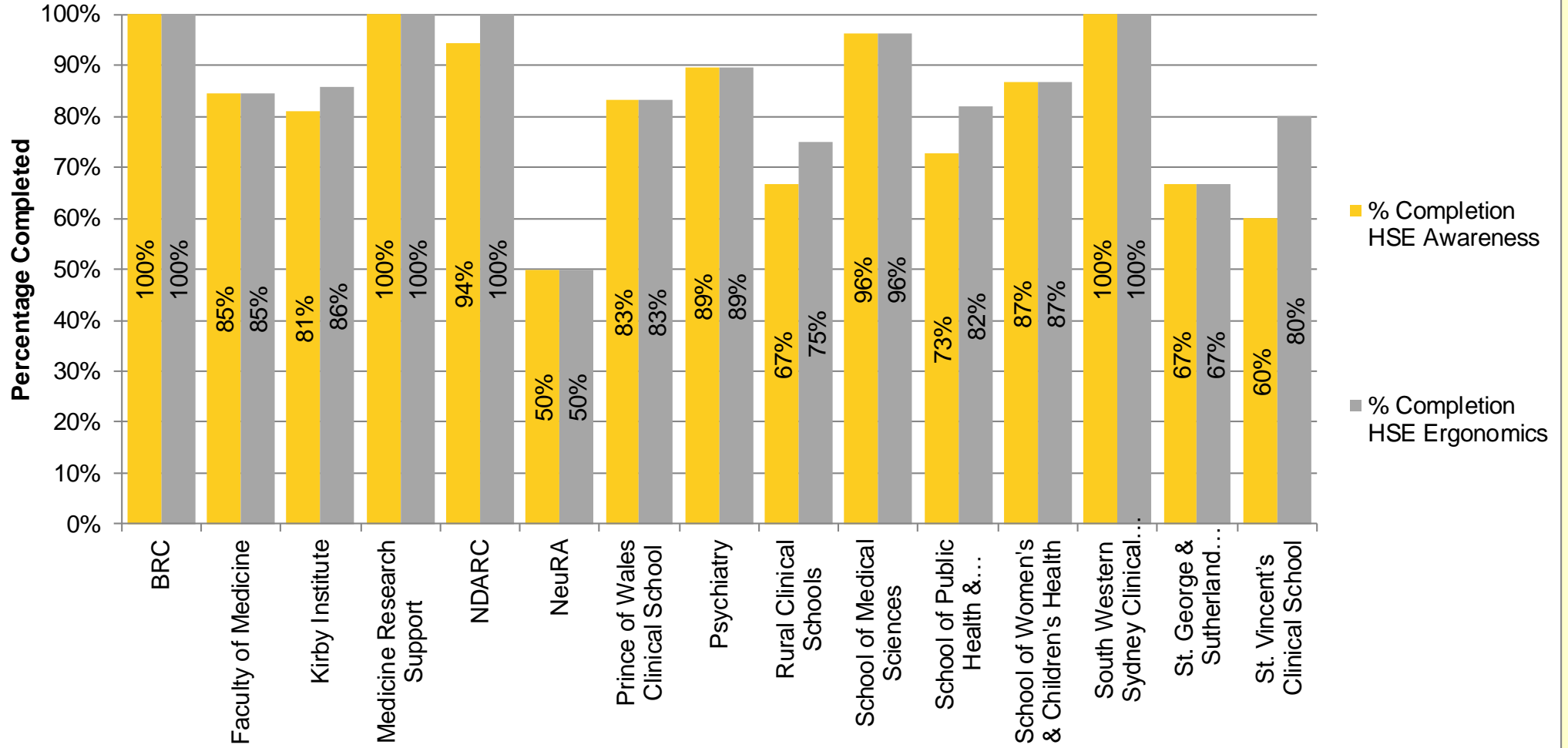
New Hires are only currently active employees

This report includes newly hired employees in Continuing and Fixed term Full time and Fractional Academics.

It does not include Part time Professional Staff, Casual Employees, Contractors and Honorary Title Holders.

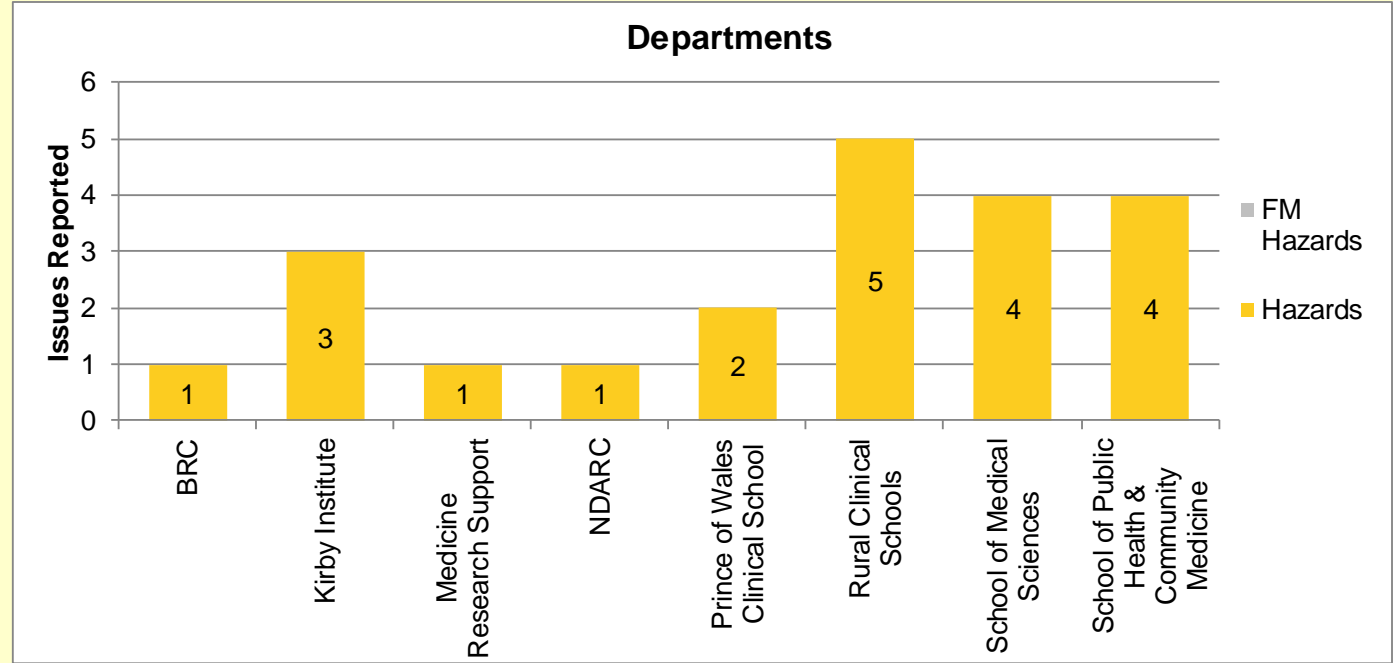
Department	# of New Hires	New Staff Completed HSEAWA	% Completion HSE Awareness	New Staff Completed HSEEMT	% Completion HSE Ergonomics
BRC	3	3	100%	3	100%
Faculty of Medicine	13	11	85%	11	85%
Kirby Institute	21	17	81%	18	86%
Medicine Research Support	1	1	100%	1	100%
NDARC	18	17	94%	18	100%
NeuRA	2	1	50%	1	50%
Prince of Wales Clinical School	6	5	83%	5	83%
Psychiatry	19	17	89%	17	89%
Rural Clinical Schools	12	8	67%	9	75%
School of Medical Sciences	26	25	96%	25	96%
School of Public Health & Community Medicine	11	8	73%	9	82%
School of Women's & Children's Health	15	13	87%	13	87%
South Western Sydney Clinical School	3	3	100%	3	100%
St. George & Sutherland Clinical School	3	2	67%	2	67%
St. Vincent's Clinical School	5	3	60%	4	80%
<b>Grand Total</b>	<b>158</b>	<b>134</b>	<b>85%</b>	<b>139</b>	<b>88%</b>

## New Hires 2017

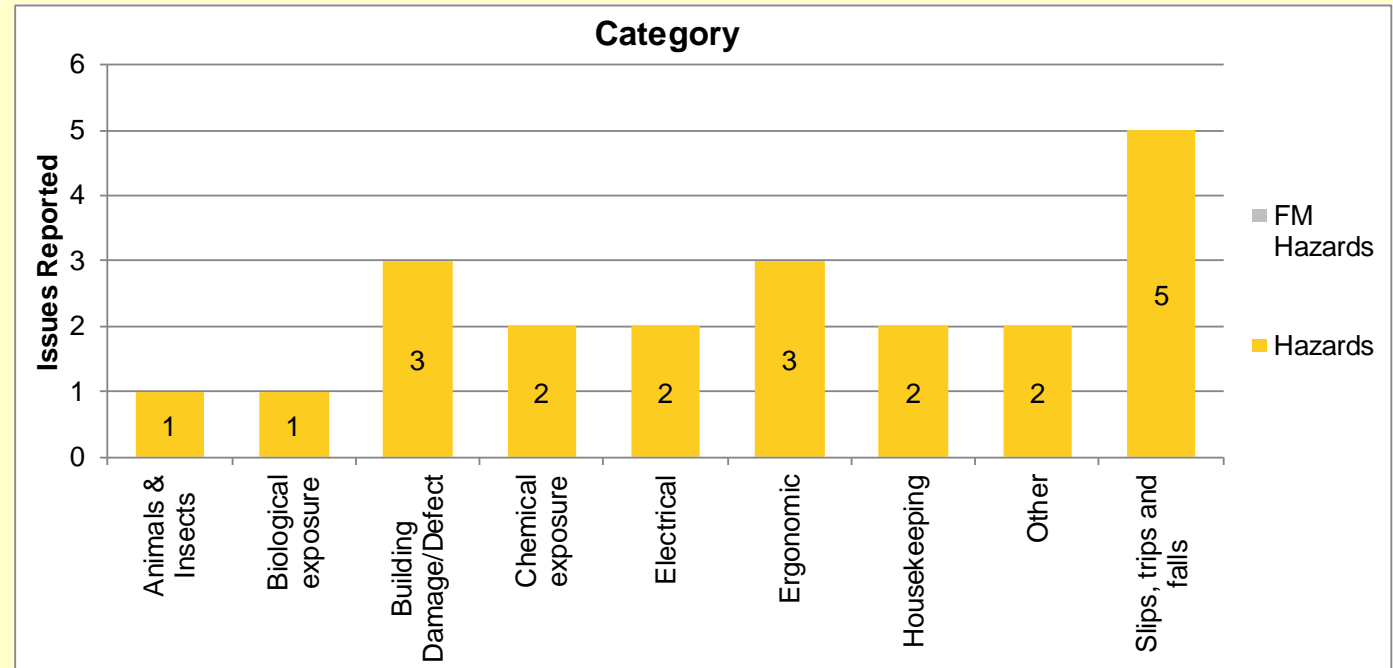


# Hazards

Departments	Hazards	FM Hazards
BRC	1	0
Kirby Institute	3	0
Medicine Research Support	1	0
NDARC	1	0
Prince of Wales Clinical School	2	0
Rural Clinical Schools	5	0
School of Medical Sciences	4	0
School of Public Health & Community Medicine	4	0
Grand Total	21	0



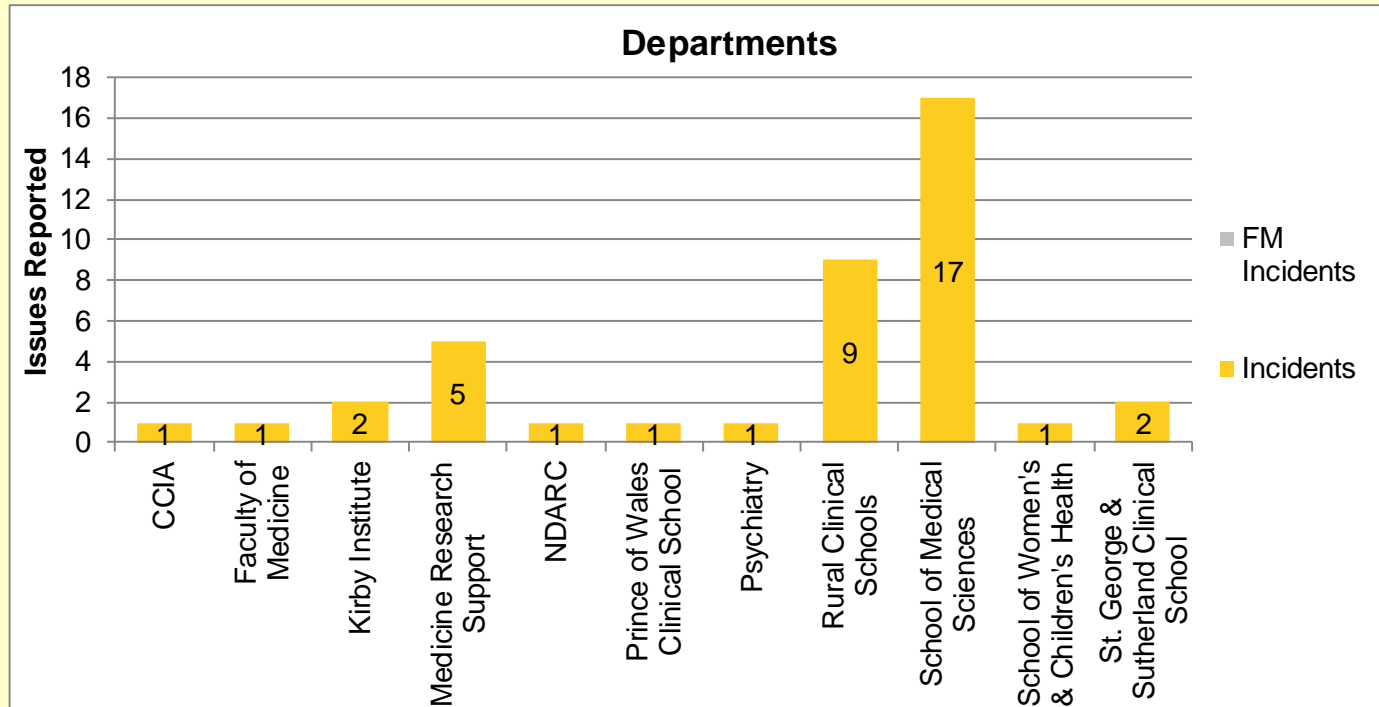
Category	Hazards	FM Hazards
Animals & Insects	1	0
Biological exposure	1	0
Building Damage/Defect	3	0
Chemical exposure	2	0
Electrical	2	0
Ergonomic	3	0
Housekeeping	2	0
Other	2	0
Slips, trips and falls	5	0
Grand Total	21	0



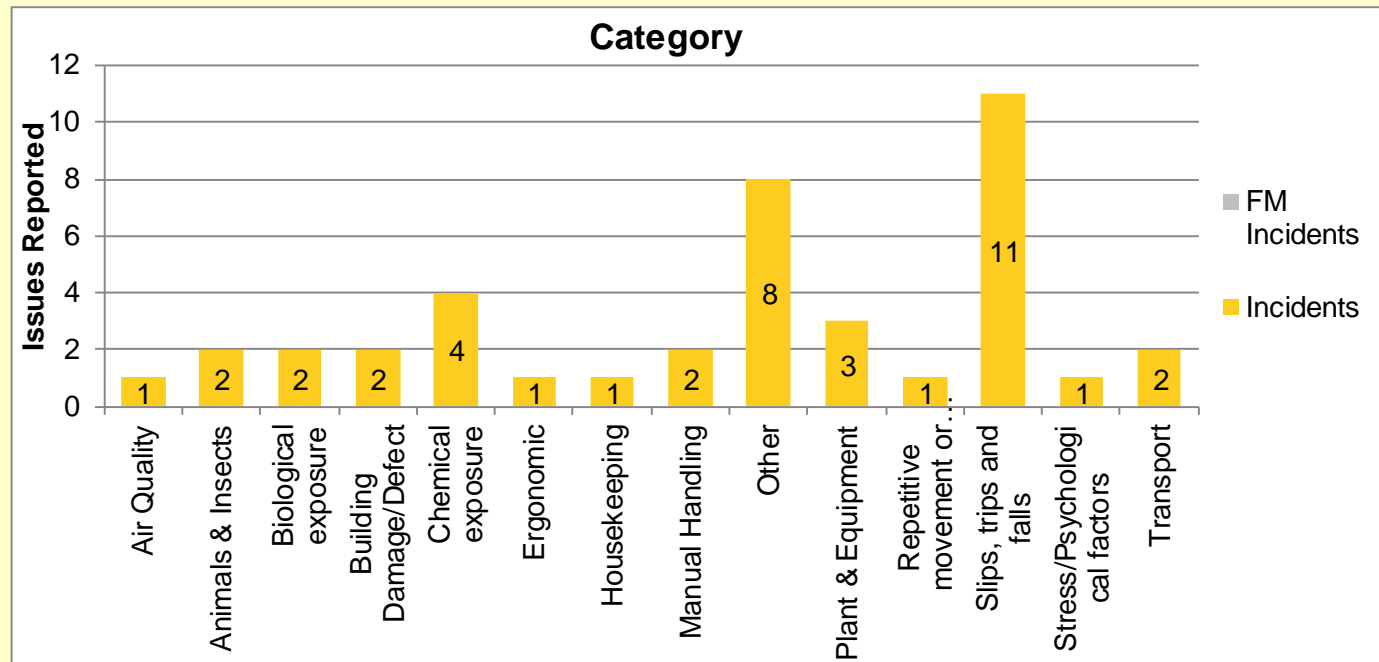


# Incidents

Departments	Incidents	FM Incidents
CCIA	1	0
Faculty of Medicine	1	0
Kirby Institute	2	0
Medicine Research Support	5	0
NDARC	1	0
Prince of Wales Clinical School	1	0
Psychiatry	1	0
Rural Clinical Schools	9	0
School of Medical Sciences	17	0
School of Women's & Children's Health	1	0
St. George & Sutherland Clinical School	2	0
Grand Total	41	0

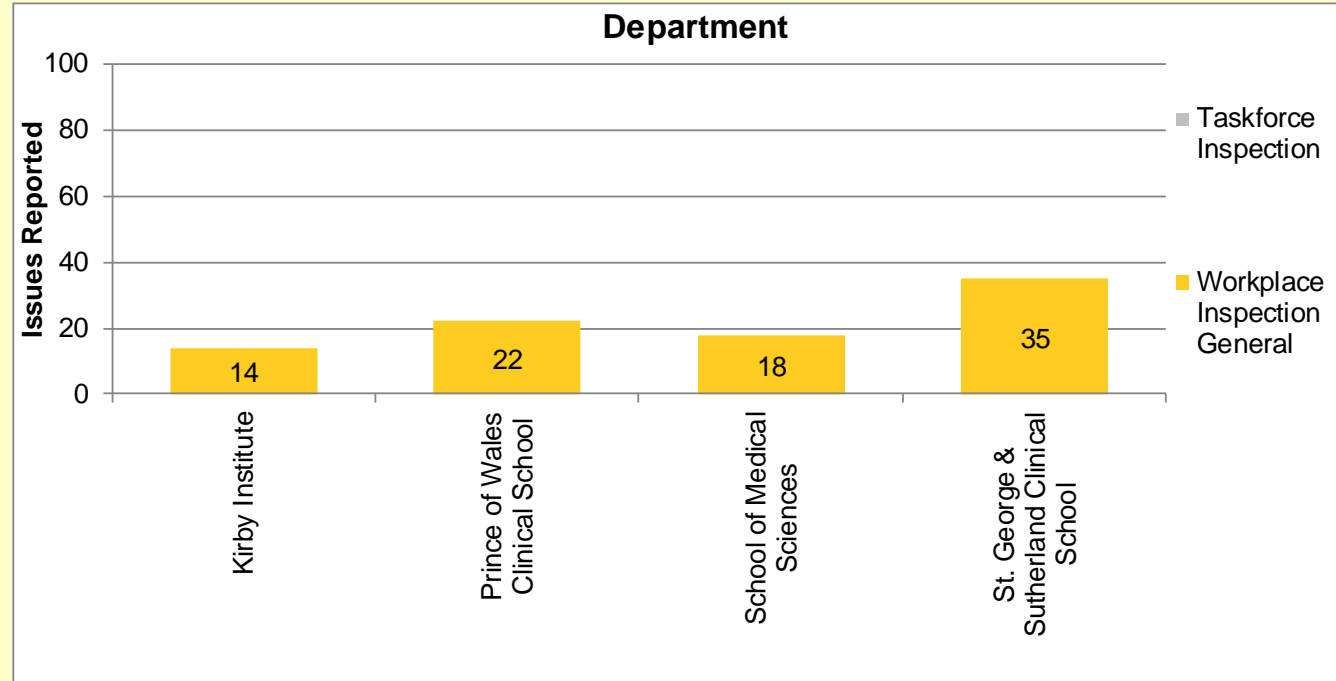


Category	Incidents	FM Incidents
Air Quality	1	0
Animals & Insects	2	0
Biological exposure	2	0
Building Damage/Defect	2	0
Chemical exposure	4	0
Ergonomic	1	0
Housekeeping	1	0
Manual Handling	2	0
Other	8	0
Plant & Equipment	3	0
Repetitive movement or overuse	1	0
Slips, trips and falls	11	0
Stress/Psychological factors	1	0
Transport	2	0
Grand Total	41	0

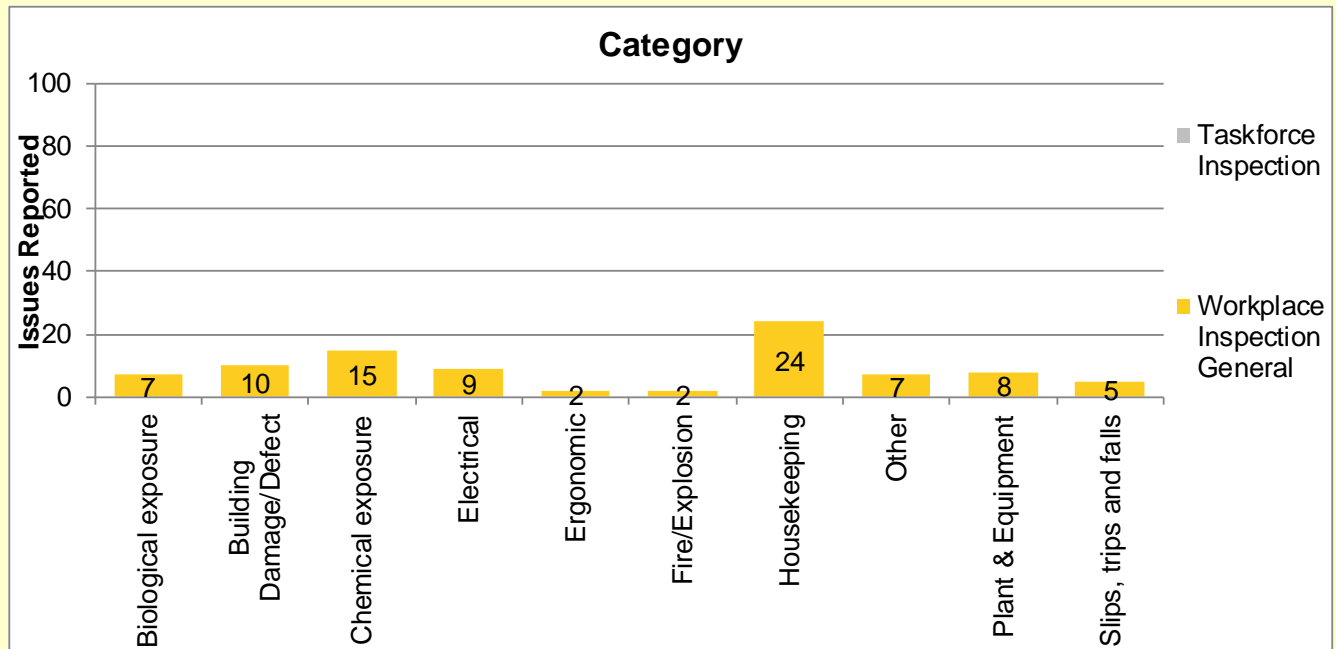


# Workplace Inspections

Departments	Workplace Inspection General	Taskforce Inspection
Kirby Institute	14	0
Prince of Wales Clinical School	22	0
School of Medical Sciences	18	0
St. George & Sutherland Clinical School	35	0
Grand Total	89	0



Category	Workplace Inspection General	Taskforce Inspection
Biological exposure	7	0
Building Damage/Defect	10	0
Chemical exposure	15	0
Electrical	9	0
Ergonomic	2	0
Fire/Explosion	2	0
Housekeeping	24	0
Other	7	0
Plant & Equipment	8	0
Slips, trips and falls	5	0
Grand Total	89	0





# Corrective Actions

Department	2016 - 2017 Department CA	2016 - 2017 Department CA Closed	2017 FM CA	2017 CA FM Closed	2016 - 2017 Total CA	2016 - 2017 Combined % CA
BRC	21	21	6	6	27	100%
CCIA	1	1	0	0	1	100%
Faculty of Medicine	14	14	4	4	18	100%
Kirby Institute	41	36	2	2	43	88%
Medicine Research Support	6	6	1	1	7	100%
NDARC	6	5	0	0	6	83%
Prince of Wales Clinical School	28	28	4	4	32	100%
Psychiatry	5	4	0	0	5	80%
Rural Clinical Schools	36	35	0	0	36	97%
School of Medical Sciences	156	153	9	9	165	98%
School of Public Health & Community Medicine	7	6	0	0	7	86%
School of Women's & Children's Health	16	15	0	0	16	94%
St. George & Sutherland Clinical School	71	69	0	0	71	97%
St. Vincent's Clinical School	7	7	0	0	7	100%
Grand Total	415	393	26	26	441	95%