



Australia's
Global
University

Health, Safety and Environment

UNSW Medicine

February 2019



UNSW Medicine Level 2 Health and Safety - February 2019

UNSW Medicine Level 2 Health, Safety and Environment meeting update

1. Notable hazards and incidents in Medicine since the last meeting (November 2018)

- 1.1 No SafeWork NSW notifiable incidents.
- 1.2 During the process of defrosting a freezer within a Radiation Lab, melting ice was discovered that contained radioactive counts. The majority of the meltwater was caught in a drip-tray and safely transferred to waste cubes for disposal, but a small portion could not be and came into contact with the floor in front of the freezer. This excess melt-water was mopped up using towels, which were then contained within biohazard bags and segregated in the waste hold.
- 1.3 Staff member sustained multiple bite injuries whilst handling a mouse (Lost time Injury)

2. Notable hazards and incidents elsewhere at UNSW

2.1 A glass bottle containing a volatile chemical completely cracked inside its storage cabinet, spilling the content over the shelf and on the containers underneath. The bottle was very old and its contents could have spontaneously caught fire in humid conditions. During clean-up of the spill, other incompatible chemicals were found stored within the same storage cabinet.

3. Legislation/Codes of Practice/Case Law/Other

- 3.1 Safe Work Australia has released a consultation regulation impact statement (RIS) for the workplace exposure standards (WES) framework under the model WHS laws. The WES framework is being reviewed as there are concerns that the hazardous chemicals and values in the WES are outdated and placing workers at increased risk of illness or disease. The intention of the consultation RIS is to determine the impact of an update to the WES framework and the best way to implement an update and decide if the framework should remain mandatory or become advisory.
- 3.2 Safe Work Australia has released the National Guide for Classifying Hazardous Chemicals. This updated guide reflects the new edition of the Globally Harmonised System of Classification and Labelling of Chemicals (GHS).
- 3.3 Draft Standards for AS 2243.1:2018, Safety in laboratories, Part 1: Planning and operational aspects and Draft AS 2243.2:2018, Safety in laboratories, Part 2: Chemical aspects. There is currently an opportunity to provide feedback; [here](#)
- 3.4 Safe Work Australia Publication: Classifying Hazardous Chemicals - National Guide [Here](#)

4 UNSW Health and Safety Procedure/Guideline/Forms Changes/Updates

4.1 New HS006 Induction Form now on central HSE website: [Here](#)

5 UNSW Health, Safety and Environment Team updates

5.1 Changes to training

5.2 The SafeSys enhancement project is ongoing, updates can be found [here](#).

5.3 Jaggaer-NSF integration project completed January 2019

6 Audits/Inspections/Other

6.1 Taskforce inspections will be scheduled for several laboratories across the Faculty this year.

6.2 Safety Activities Program 2019 – High-risk and Low-risk programs have been developed for all Schools/Centres/Institutes across the Faculty. Activities include:

- Chemical audits
- Review and confirm consultation arrangements and mechanisms with all staff
- Committee compliance checklist HS632
- Jaggaer audit to account for all containers
- Taskforce inspections scheduled
- School Safety Web information update
- Safety signage review
- Review supervisor training completions
- Review training course gaps (Supervisor training, WHS Awareness, Ergonomics)

7 Medicine Work Health and Safety Plan 2019 – 2023

7.1 The plan is currently in development and will be submitted to Faculty once finalised.

UNSW Health and Safety Online Training

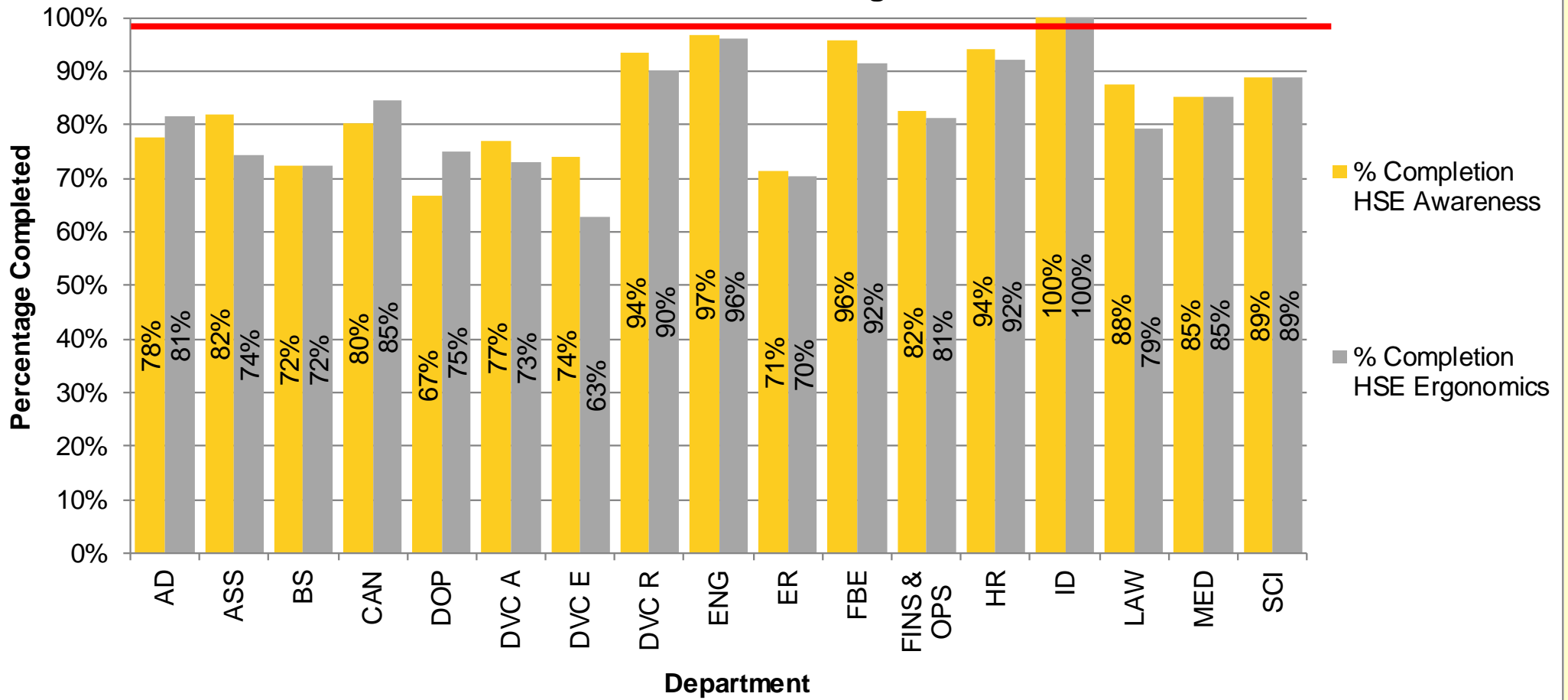
Note: New Hires shown are from the period 01 January 2018 – 31st December 2018

New Hires are only currently active employees

This report includes newly hired employees in Continuing and Fixed term Full time and Fractional Academics. It does not include Part time Professional Staff, Casual Employees, Contractors and Honorary Title Holders.

Faculty/ Division	Faculty/Division Name	# of New Hires	New Staff Completed HSEAWA	% Completion HSE Awareness	New Staff Completed HSEEMT	% Completion HSE Ergonomics
AD	UNSW Art & Design	27	21	78%	22	81%
ASS	Faculty Arts and Social Sciences	39	32	82%	29	74%
BS	UNSW Business School	58	42	72%	42	72%
CAN	UNSW Canberra	71	57	80%	60	85%
DOP	Division of Philanthropy	24	16	67%	18	75%
DVC A	DVC Academic	78	60	77%	57	73%
DVC E	DVC Enterprise	27	20	74%	17	63%
DVC R	DVC Research	31	29	94%	28	90%
ENG	Faculty of Engineering	125	121	97%	120	96%
ER	External Relations	105	75	71%	74	70%
FBE	Faculty of Built Environment	24	23	96%	22	92%
FINS & OPS	Division of Finance & Operations	194	160	82%	158	81%
HR	Human Resources	52	49	94%	48	92%
ID	Division of Inclusion & Diversity	4	4	100%	4	100%
LAW	UNSW Law	24	21	88%	19	79%
MED	Faculty of Medicine	239	204	85%	204	85%
SCI	Faculty of Science	99	88	89%	88	89%

UNSW Health and Safety Online Training



New Hires	
HSE Awareness	1221
HSE Ergonomics	84%
	83%

UNSW Health and Safety Online Training: New Hires

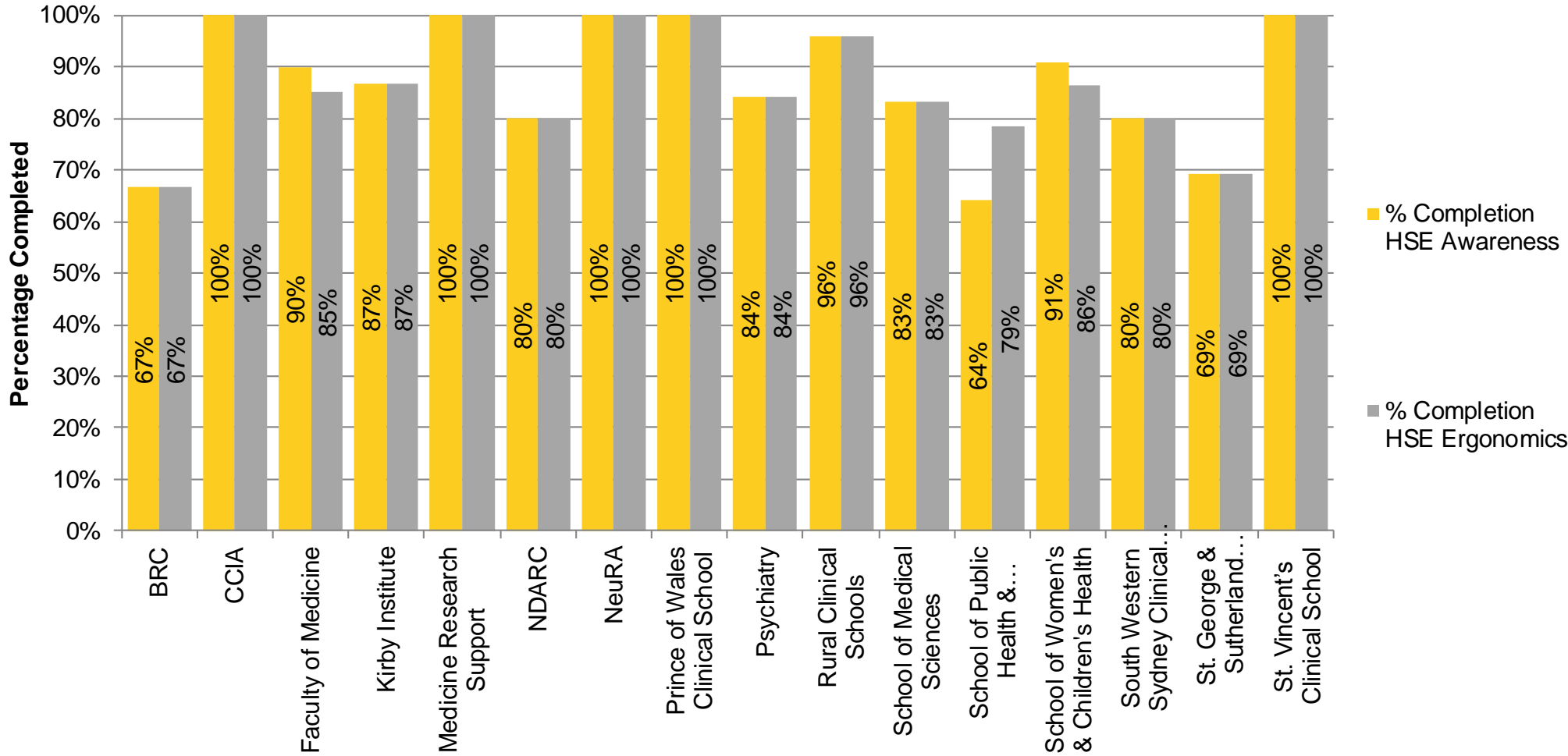
Note: New Hires shown are from the period 01 January 2018 – 31st December 2018

New Hires are only currently active employees

This report includes newly hired employees in Continuing and Fixed term Full time and Fractional Academics. It does not include Part time Professional Staff, Casual Employees, Contractors and Honorary Title Holders.

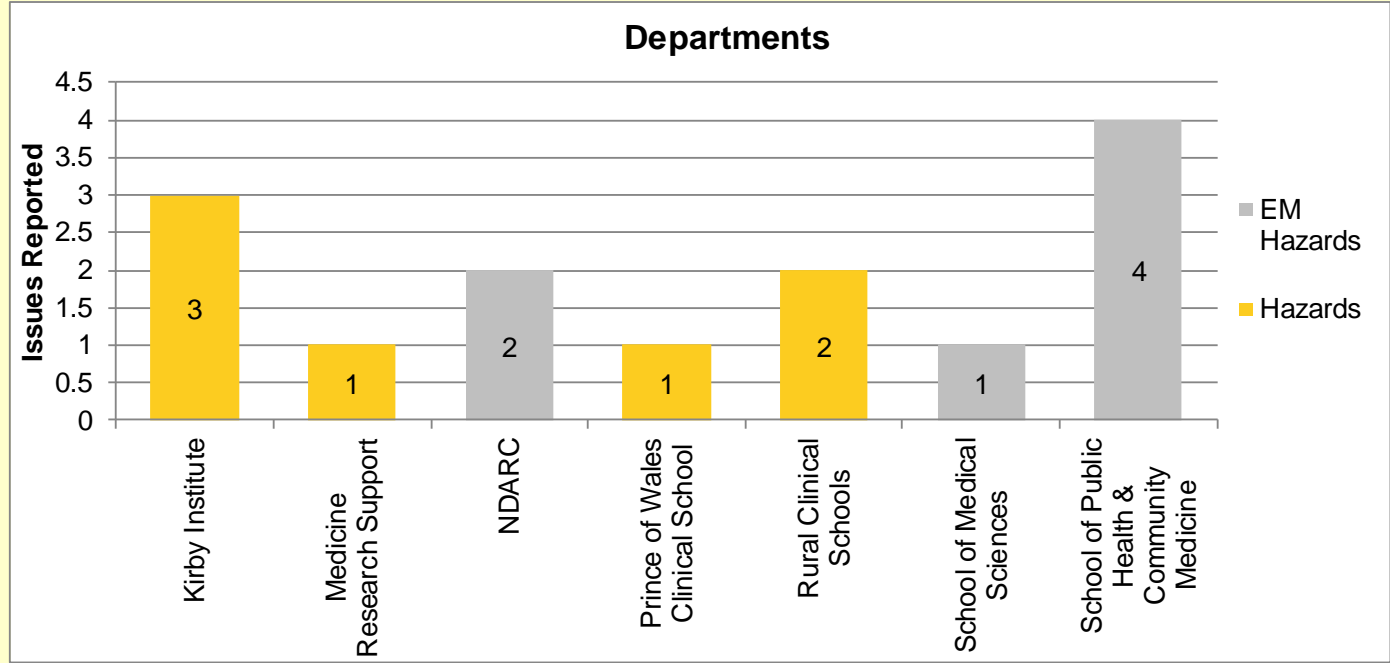
Department	# of New Hires	New Staff Completed HSEAWA	% Completion HSE Awareness	New Staff Completed HSEEMT	% Completion HSE Ergonomics
BRC	6	4	67%	4	67%
CCIA	1	1	100%	1	100%
Faculty of Medicine	20	18	90%	17	85%
Kirby Institute	38	33	87%	33	87%
Medicine Research Support	9	9	100%	9	100%
NDARC	25	20	80%	20	80%
NeuRA	2	2	100%	2	100%
Prince of Wales Clinical School	7	7	100%	7	100%
Psychiatry	19	16	84%	16	84%
Rural Clinical Schools	25	24	96%	24	96%
School of Medical Sciences	30	25	83%	25	83%
School of Public Health & Community Medicine	14	9	64%	11	79%
School of Women's & Children's Health	22	20	91%	19	86%
South Western Sydney Clinical School	5	4	80%	4	80%
St. George & Sutherland Clinical School	13	9	69%	9	69%
St. Vincent's Clinical School	3	3	100%	3	100%
Grand Total	239	204	85%	204	85%

New Hires

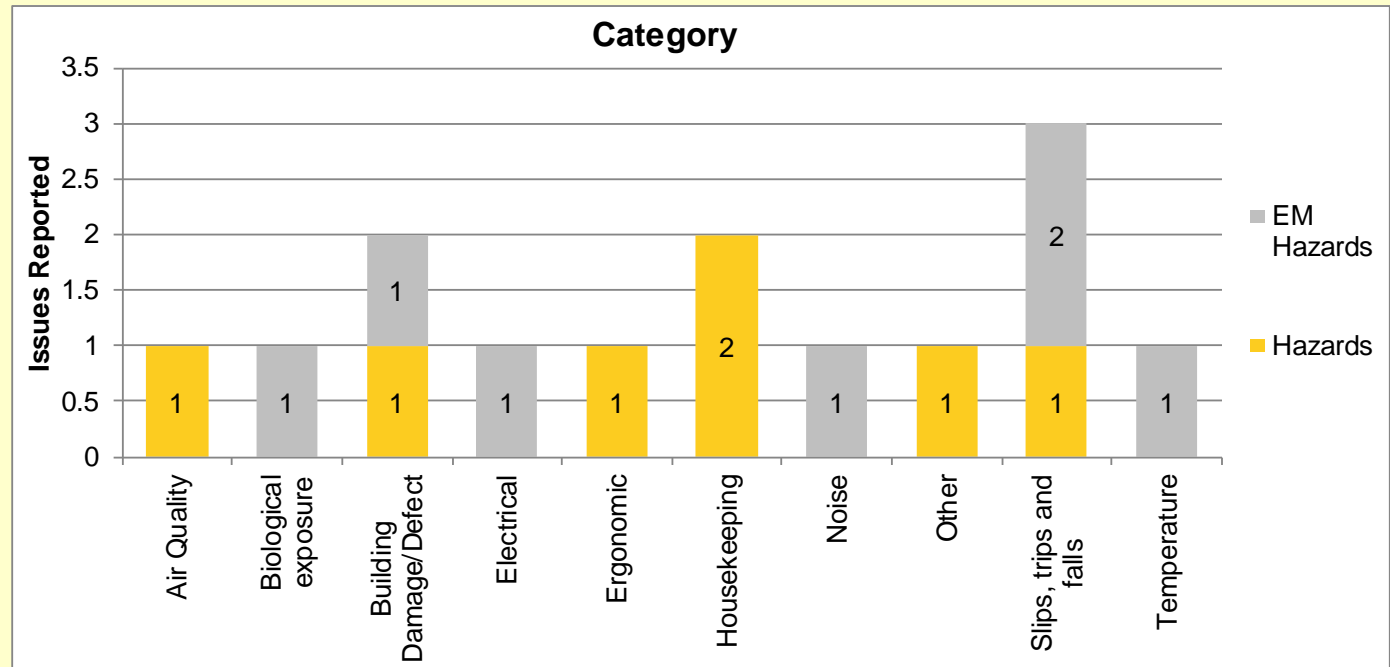


Hazards

Departments	Hazards	EM Hazards
Kirby Institute	3	0
Medicine Research Support	1	0
NDARC	0	2
Prince of Wales Clinical School	1	0
Rural Clinical Schools	2	0
School of Medical Sciences	0	1
School of Public Health & Community Medicine	0	4
Grand Total	7	7

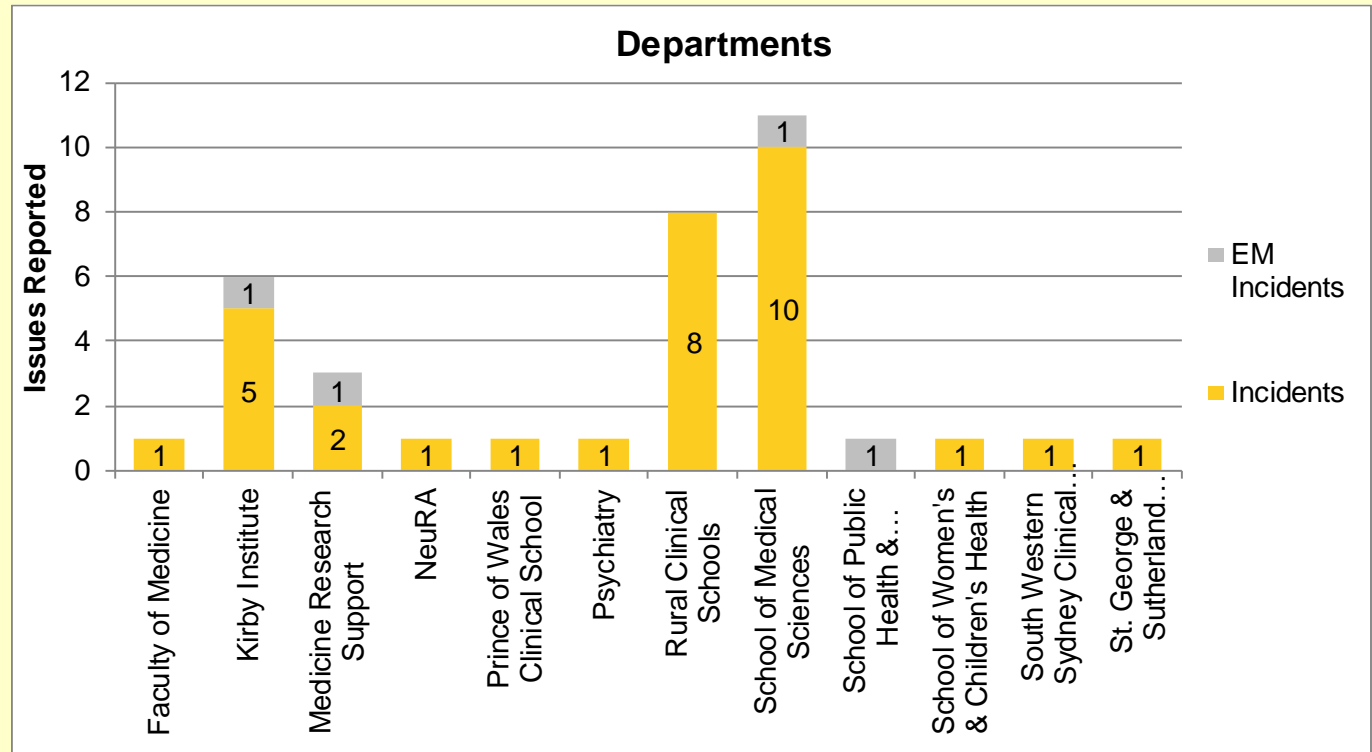


Category	Hazards	EM Hazards
Air Quality	1	0
Biological exposure	0	1
Building Damage/Defect	1	1
Electrical	0	1
Ergonomic	1	0
Housekeeping	2	0
Noise	0	1
Other	1	0
Slips, trips and falls	1	2
Temperature	0	1
Grand Total	7	7

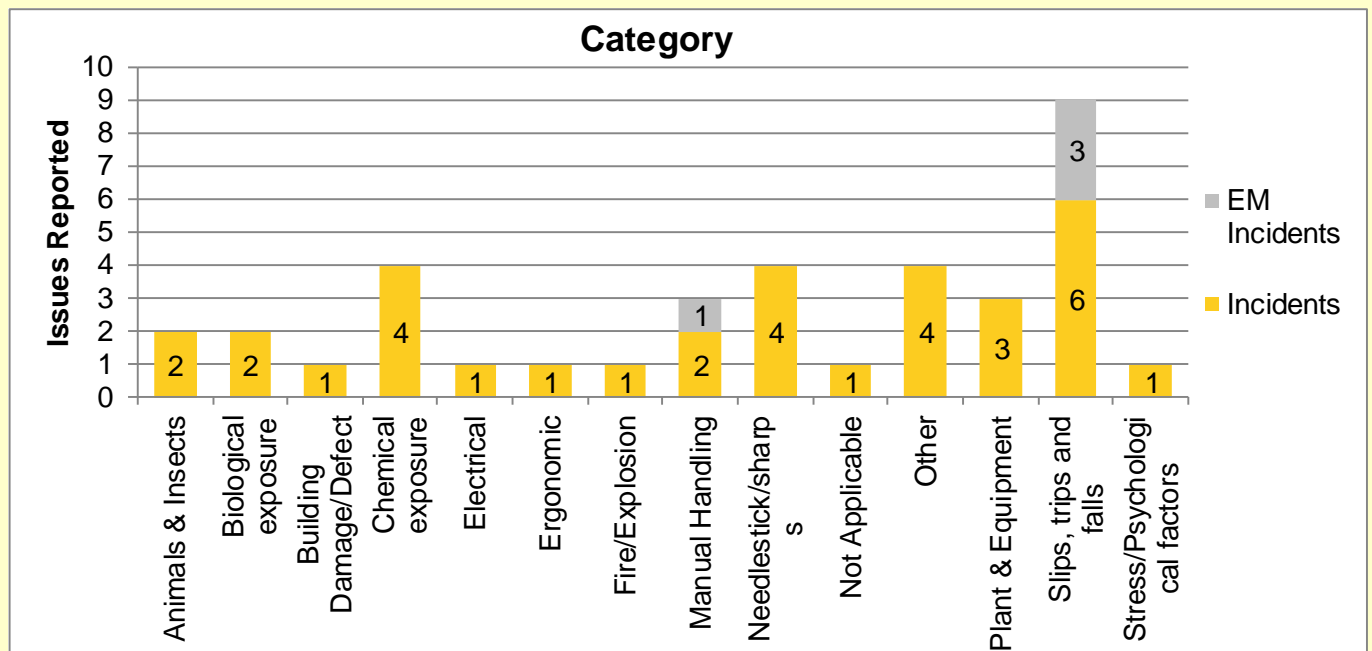


Incidents

Departments	Incidents	EM Incidents
BRC	1	0
Faculty of Medicine	1	0
Kirby Institute	5	1
Medicine Research Support	2	1
NeuRA	1	0
Prince of Wales Clinical School	1	0
Psychiatry	1	0
Rural Clinical Schools	8	0
School of Medical Sciences	10	1
School of Public Health & Community Medicine	0	1
School of Women's & Children's Health	1	0
South Western Sydney Clinical School	1	0
St. George & Sutherland Clinical School	1	0
Grand Total	33	4

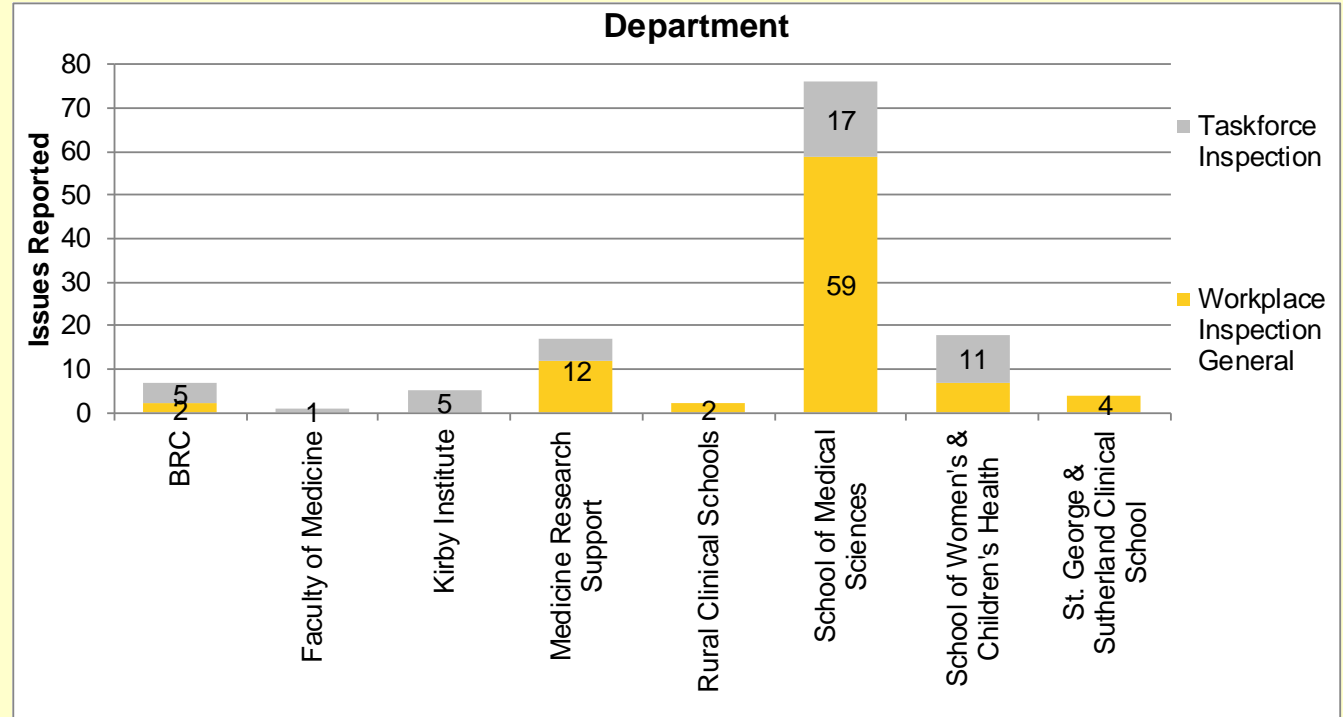


Category	Incidents	EM Incidents
Animals & Insects	2	0
Biological exposure	2	0
Building Damage/Defect	1	0
Chemical exposure	4	0
Electrical	1	0
Ergonomic	1	0
Fire/Explosion	1	0
Manual Handling	2	1
Needlestick/sharps	4	0
Not Applicable	1	0
Other	4	0
Plant & Equipment	3	0
Slips, trips and falls	6	3
Stress/Psychological factors	1	0
Grand Total	33	4

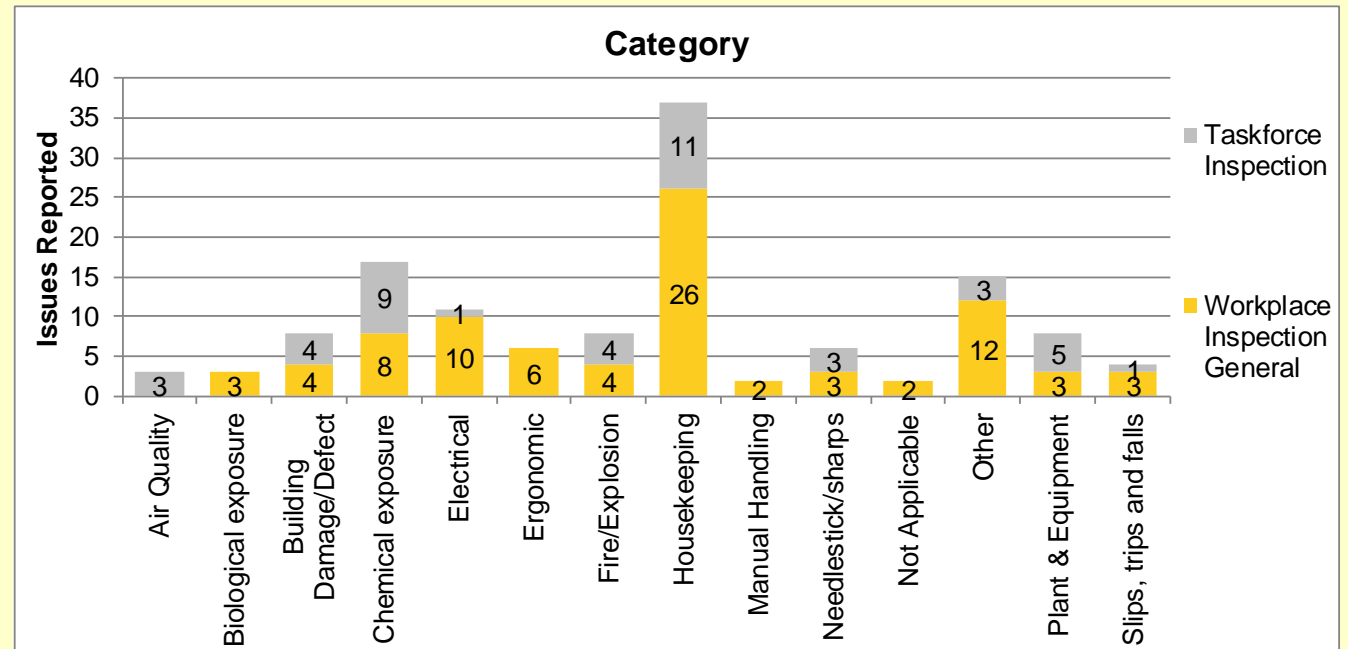


Workplace Inspections

Departments	Workplace Inspection General	Taskforce Inspection
BRC	2	5
Faculty of Medicine	0	1
Kirby Institute	0	5
Medicine Research Support	12	5
Rural Clinical Schools	2	0
School of Medical Sciences	59	17
School of Women's & Children's Health	7	11
St. George & Sutherland Clinical School	4	0
Grand Total	86	44



Category	Workplace Inspection General	Taskforce Inspection
Air Quality	0	3
Biological exposure	3	0
Building Damage/Defect	4	4
Chemical exposure	8	9
Electrical	10	1
Ergonomic	6	0
Fire/Explosion	4	4
Housekeeping	26	11
Manual Handling	2	0
Needlestick/sharps	3	3
Not Applicable	2	0
Other	12	3
Plant & Equipment	3	5
Slips, trips and falls	3	1
Grand Total	86	44



Corrective Actions

Department	2016 - 2018 Combined Department & EM CA	2016 - 2018 Combined Department & EM Closed CA %	2016 - 2018 Total Department CA	2016 - 2018 Closed Department CA	2016 - 2018 Total EM CA	2016 - 2018 Closed EM CA
BRC	47	100%	37	37	10	10
CCIA	2	50%	2	1	0	0
Faculty of Medicine	25	100%	21	21	4	4
Kirby Institute	61	97%	58	56	3	3
Medicine Research Support	30	83%	27	22	3	3
NDARC	13	92%	10	10	3	2
NeuRA	2	100%	2	2	0	0
Prince of Wales Clinical School	37	95%	33	31	4	4
Psychiatry	8	100%	8	8	0	0
Rural Clinical Schools	63	95%	63	60	0	0
School of Medical Sciences	308	95%	286	271	22	21
School of Public Health & Community Medicine	17	94%	12	12	5	4
School of Women's & Children's Health	42	93%	41	39	1	0
South Western Sydney Clinical School	17	65%	17	11	0	0
St. George & Sutherland Clinical School	91	98%	91	89	0	0
St. Vincent's Clinical School	9	100%	9	9	0	0
Grand Total	772	93%	717	670	55	51

Corrective Actions

