



UNSW
SYDNEY

Australia's
Global
University

Health, Safety and Environment

UNSW Medicine

February 2018



UNSW Medicine Level 2 Health and Safety - February 2018

- Mandatory Health and Safety training for new staff hires (January 2017 – December 2017) within the Faculty is ~92% compliant. Those who have not completed this training will be reminded to do so as a matter of priority.
- The NSW Self-Insurance Licence Framework will categorise self-insurers into four tiers as follows: Top-tier (Exemplary insurers), Mid-tier (Acceptable performance), Low-tier (High level of over-sight needed), End-tier (Suspension/cancelled licence). UNSW will be informed of its tier before March 2018.
- HSE Coordinator for Ergonomics position has been filled, the new coordinator commenced work in January.
- Taskforce Inspections of all off-campus laboratories (i.e. SWSCS, POWCS, WCH, St. George & Sutherland Clinical School, Port Macquarie RCS, BRC) were completed in 2017. Inspections will continue throughout 2018, all reports will be sent to relevant Head of School and Laboratory Manager.
- Workers Compensation Report (Total Claims UNSW Medicine 2017): 5 claims (3 Medical Treatment Only, 2 Lost Time Injuries) for 2017 compared to 6 claims for 2016 (4 Medical Treatment Only, 2 Lost time Injuries).
- Notable incidents that have occurred since previous meeting (November):
 - No SafeWork NSW notifiable incidents
 - During the injection of ketamine/xylazine into rodents (used for deep anaesthesia) the solution came in contact with the researcher's eyes. Researcher attended E.D for further treatment.
 - Member of staff assaulted participating in a study, which involved an interview in a public space. Community and Home Visits Procedure was followed (i.e. interview conducted in pairs, in a public space, other safety protocols were followed). The research team has reviewed interview locations and has communicated to staff the importance of assessing risk and following the correct procedure.
- UNSW Medicine close-off rate of Corrective Actions for all Hazards, Incidents, Workplace Inspections reported through myUNSW: 94%.

UNSW Health and Safety Online Training

Note: New Hires shown are from the period 01 January 2017 – 31st December 2017

Report was run January 2018

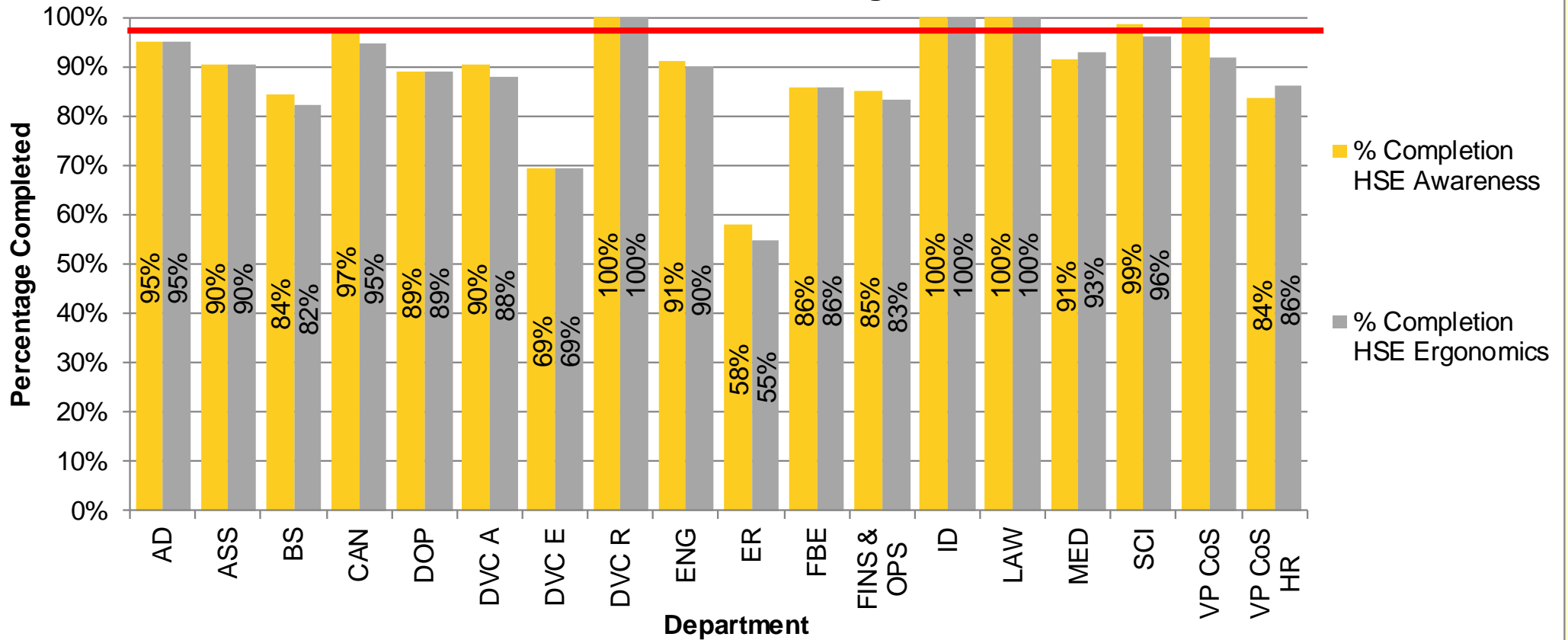
New Hires are only currently active employees

This report includes newly hired employees in Continuing and Fixed term Full time and Fractional Academics.

It does not include Part time Professional Staff, Casual Employees, Contractors and Honorary Title Holders.

Faculty/ Division	# of New Hires	New Staff Completed HSEAWA	% Completion HSE Awareness	New Staff Completed HSEEMT	% Completion HSE Ergonomics
AD	20	19	95%	19	95%
ASS	21	19	90%	19	90%
BS	45	38	84%	37	82%
CAN	75	73	97%	71	95%
DOP	36	32	89%	32	89%
DVC A	82	74	90%	72	88%
DVC E	13	9	69%	9	69%
DVC R	27	27	100%	27	100%
ENG	80	73	91%	72	90%
ER	31	18	58%	17	55%
FBE	14	12	86%	12	86%
FINS & OPS	168	143	85%	140	83%
ID	1	1	100%	1	100%
LAW	12	12	100%	12	100%
MED	186	170	91%	173	93%
SCI	79	78	99%	76	96%
VP CoS	12	12	100%	11	92%
VP CoS HR	43	36	84%	37	86%

UNSW Health and Safety Online Training



New Hires	945
HSE Awareness	90%
HSE Ergonomics	89%

UNSW Health and Safety Online Training: New Hires 2017

Note: New Hires shown are from the period 01 January 2017 – 31st December 2017

Report was run January 2018

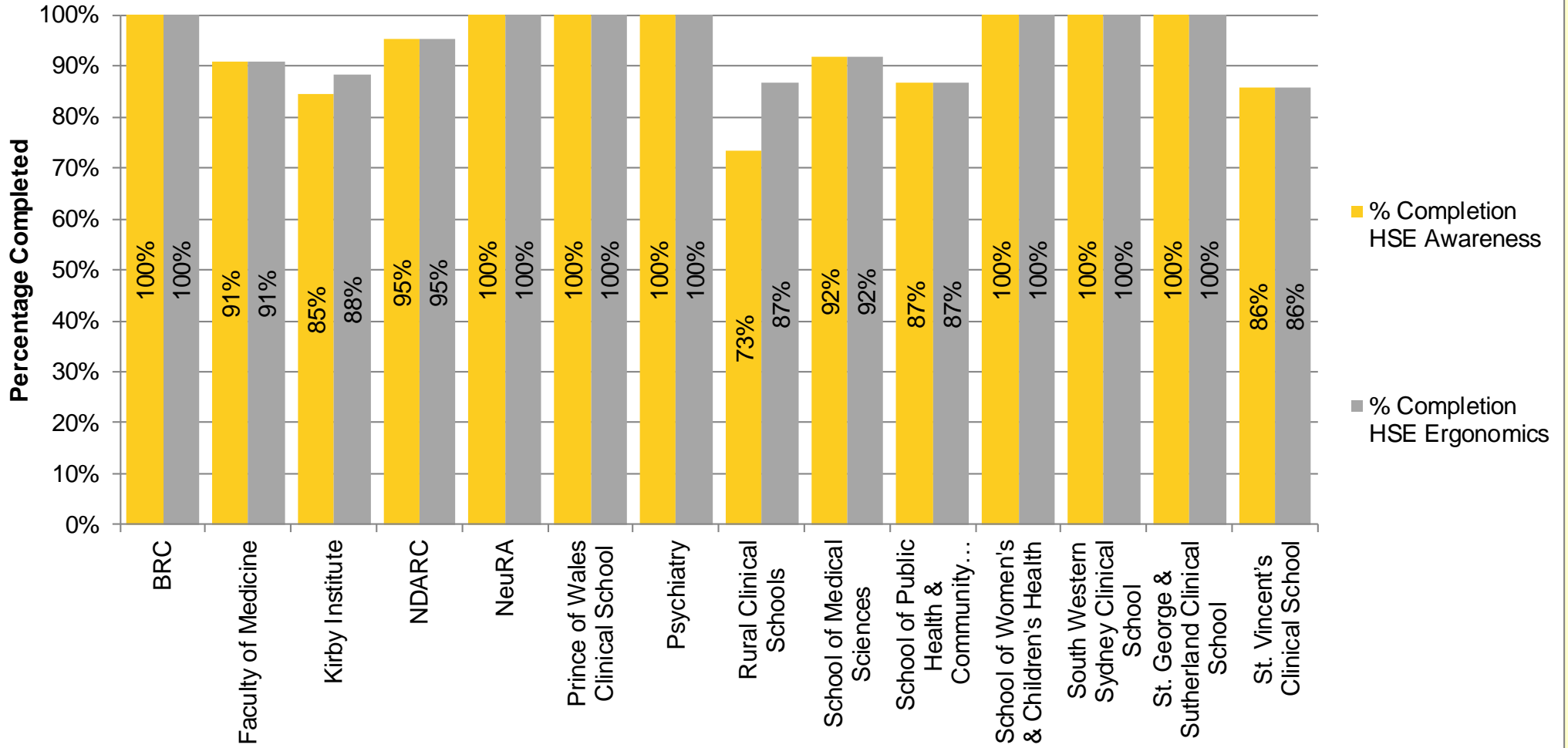
New Hires are only currently active employees

This report includes newly hired employees in Continuing and Fixed term Full time and Fractional Academics.

It does not include Part time Professional Staff, Casual Employees, Contractors and Honorary Title Holders.

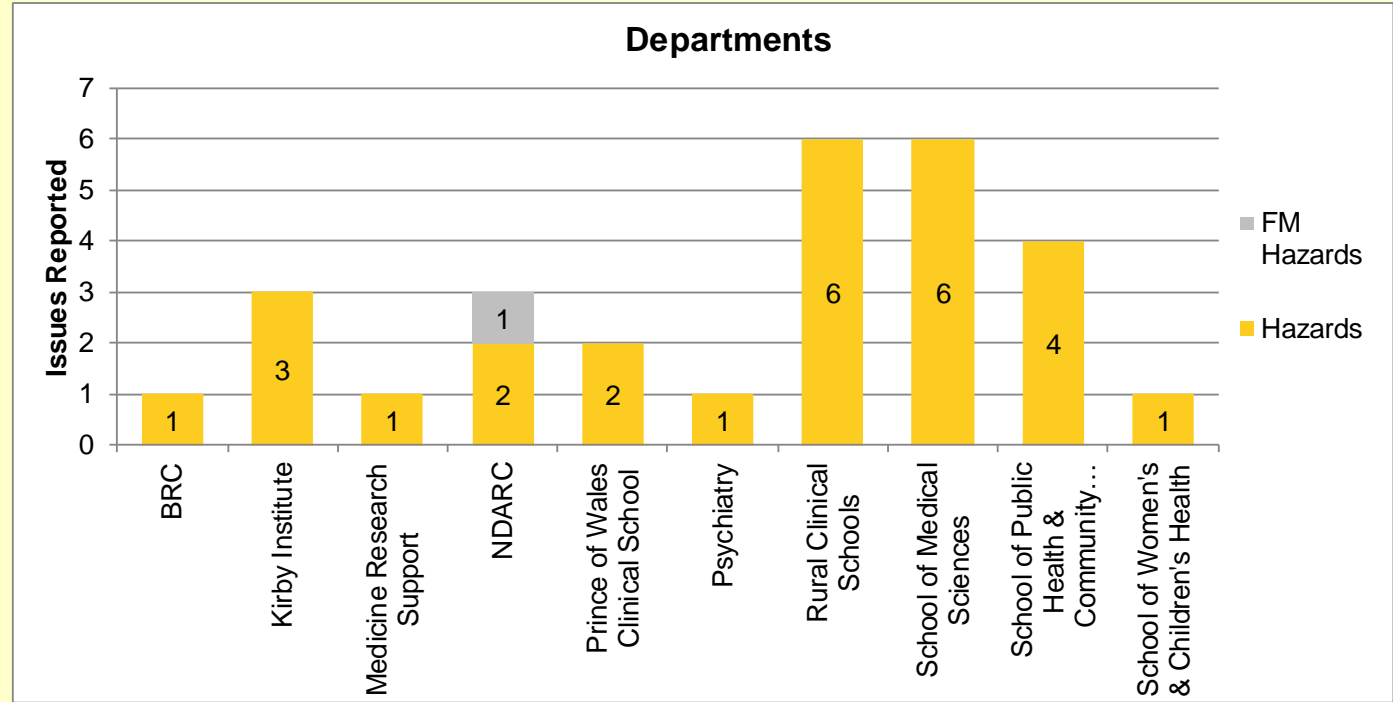
Department	# of New Hires	New Staff Completed HSEAWA	% Completion HSE Awareness	New Staff Completed HSEEMT	% Completion HSE Ergonomics
BRC	2	2	100%	2	100%
Faculty of Medicine	11	10	91%	10	91%
Kirby Institute	26	22	85%	23	88%
NDARC	21	20	95%	20	95%
NeuRA	2	2	100%	2	100%
Prince of Wales Clinical School	7	7	100%	7	100%
Psychiatry	21	21	100%	21	100%
Rural Clinical Schools	15	11	73%	13	87%
School of Medical Sciences	36	33	92%	33	92%
School of Public Health & Community Medicine	15	13	87%	13	87%
School of Women's & Children's Health	15	15	100%	15	100%
South Western Sydney Clinical School	4	4	100%	4	100%
St. George & Sutherland Clinical School	4	4	100%	4	100%
St. Vincent's Clinical School	7	6	86%	6	86%
Grand Total	186	170	91%	173	93%

New Hires 2017

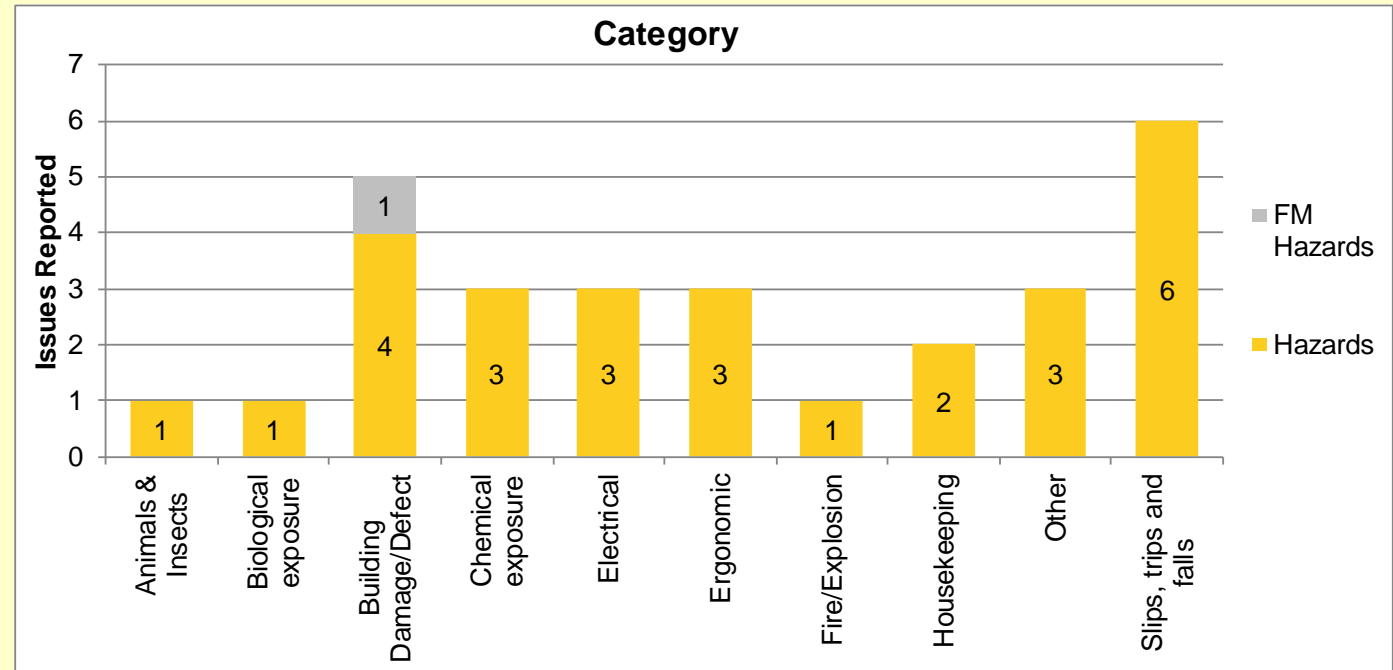


Hazards

Departments	Hazards	FM Hazards
BRC	1	0
Kirby Institute	3	0
Medicine Research Support	1	0
NDARC	2	1
Prince of Wales Clinical School	2	0
Psychiatry	1	0
Rural Clinical Schools	6	0
School of Medical Sciences	6	0
School of Public Health & Community Medicine	4	0
School of Women's & Children's Health	1	0
Grand Total	27	1

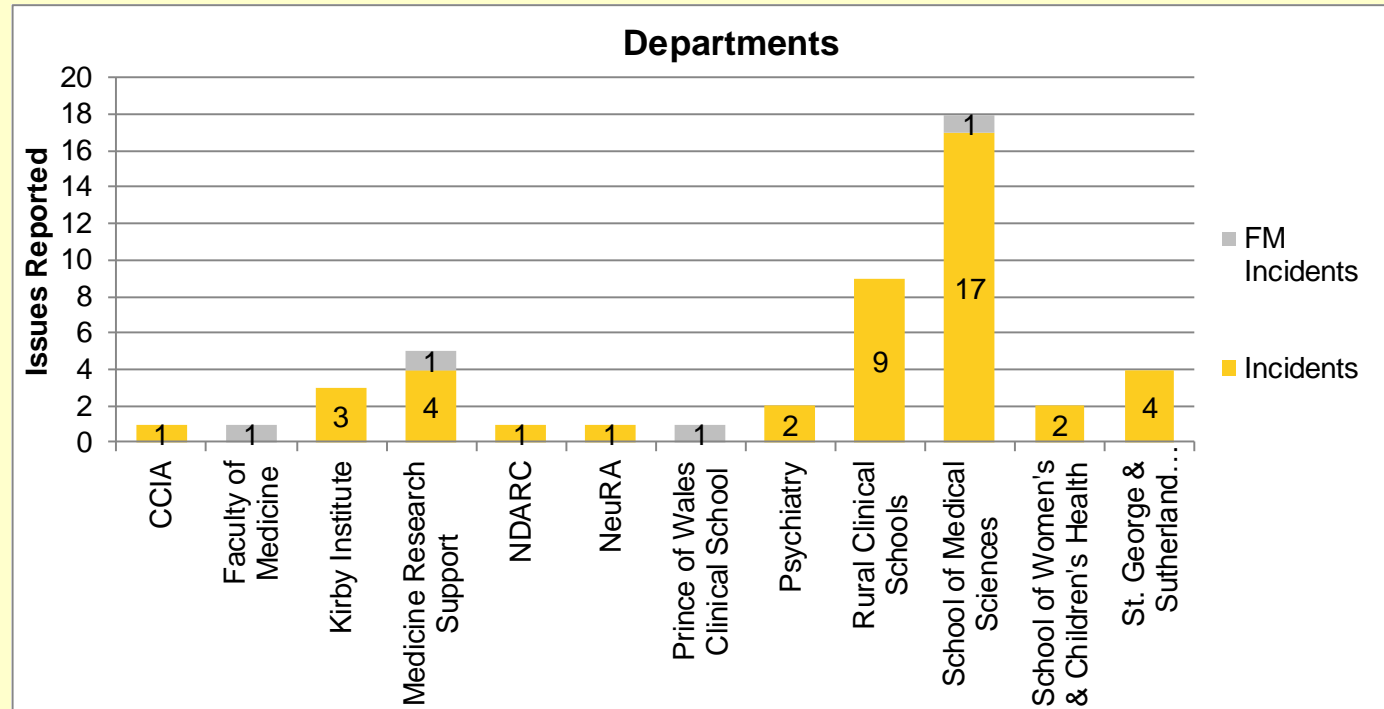


Category	Hazards	FM Hazards
Animals & Insects	1	0
Biological exposure	1	0
Building Damage/Defect	4	1
Chemical exposure	3	0
Electrical	3	0
Ergonomic	3	0
Fire/Explosion	1	0
Housekeeping	2	0
Other	3	0
Slips, trips and falls	6	0
Grand Total	27	1

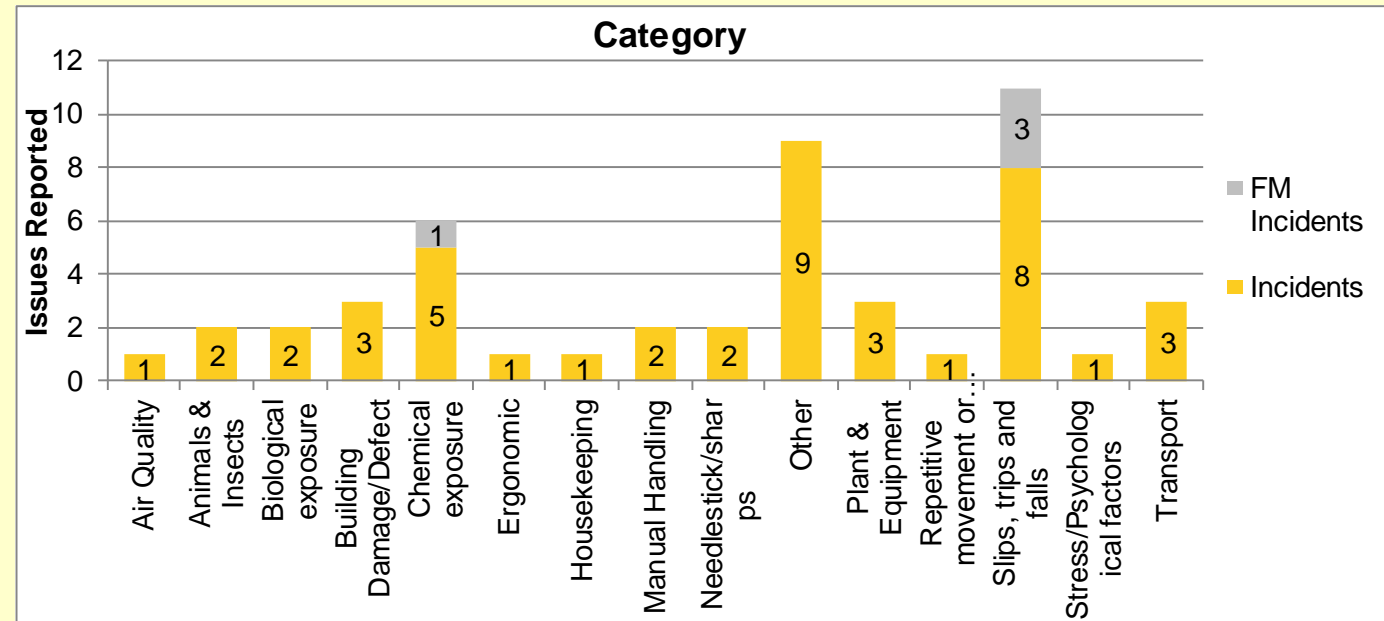


Incidents

Departments	Incidents	FM Incidents
CCIA	1	0
Faculty of Medicine	0	1
Kirby Institute	3	0
Medicine Research Support	4	1
NDARC	1	0
NeuRA	1	0
Prince of Wales Clinical School	0	1
Psychiatry	2	0
Rural Clinical Schools	9	0
School of Medical Sciences	17	1
School of Women's & Children's Health	2	0
St. George & Sutherland Clinical School	4	0
Grand Total	44	4

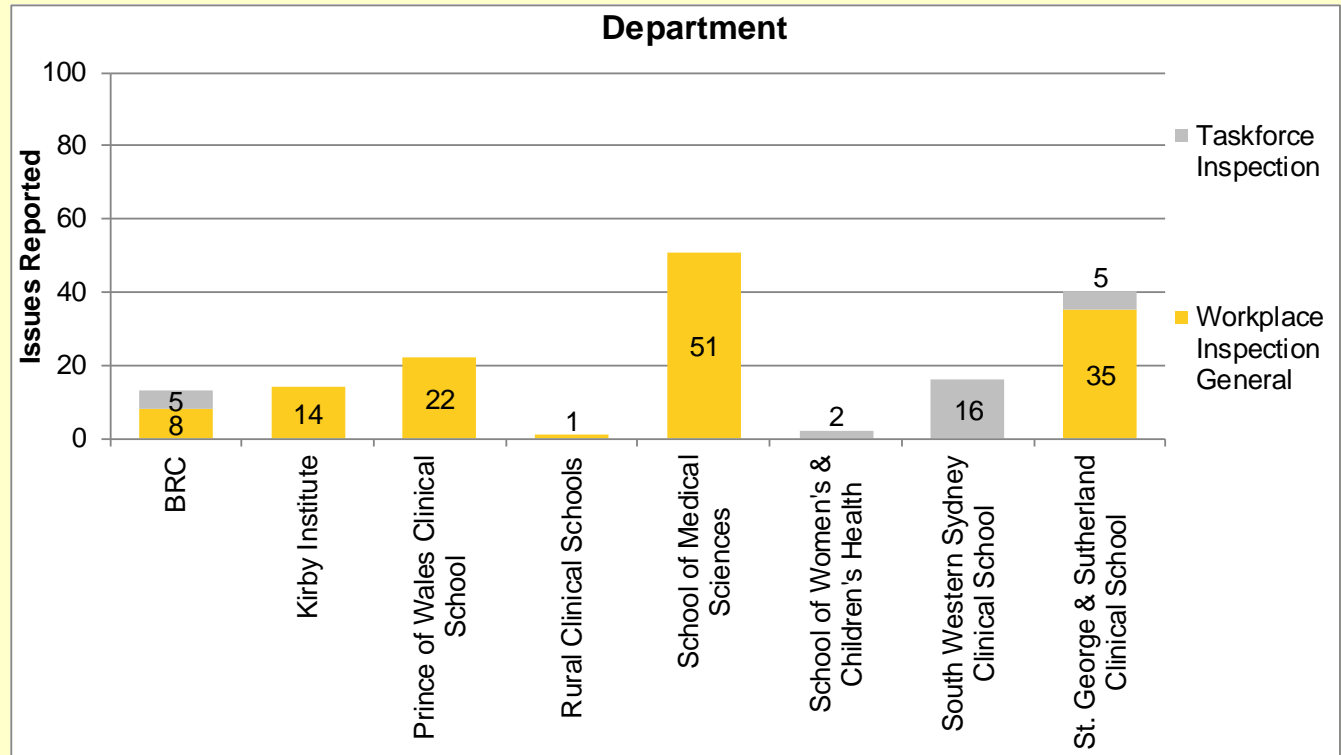


Category	Incidents	FM Incidents
Air Quality	1	0
Animals & Insects	2	0
Biological exposure	2	0
Building Damage/Defect	3	0
Chemical exposure	5	1
Ergonomic	1	0
Housekeeping	1	0
Manual Handling	2	0
Needlestick/sharps	2	0
Other	9	0
Plant & Equipment	3	0
Repetitive movement or overuse	1	0
Slips, trips and falls	8	3
Stress/Psychological factors	1	0
Transport	3	0
Grand Total	44	4

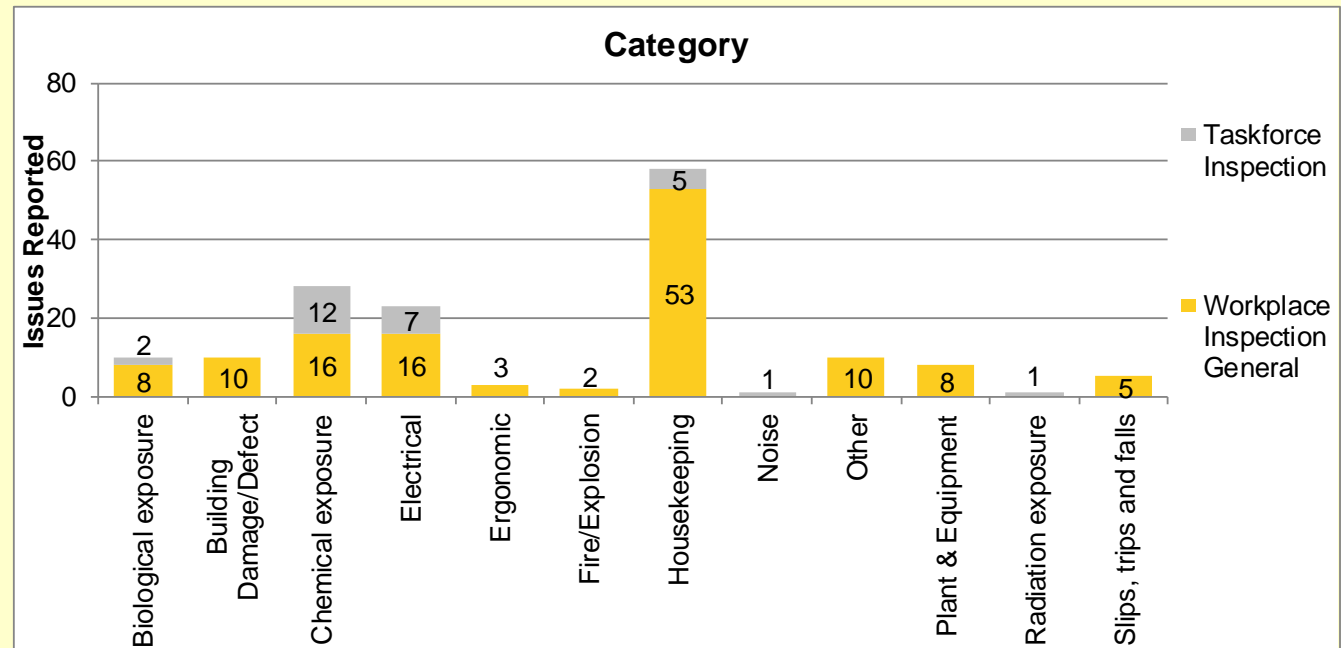


Workplace Inspections

Departments	Workplace Inspection General	Taskforce Inspection
BRC	8	5
Kirby Institute	14	0
Prince of Wales Clinical School	22	0
Rural Clinical Schools	1	0
School of Medical Sciences	51	0
School of Women's & Children's Health	0	2
South Western Sydney Clinical School	0	16
St. George & Sutherland Clinical School	35	5
Grand Total	131	28



Category	Workplace Inspection General	Taskforce Inspection
Biological exposure	8	2
Building Damage/Defect	10	0
Chemical exposure	16	12
Electrical	16	7
Ergonomic	3	0
Fire/Explosion	2	0
Housekeeping	53	5
Noise	0	1
Other	10	0
Plant & Equipment	8	0
Radiation exposure	0	1
Slips, trips and falls	5	0
Grand Total	131	28



UNSW: Environmental Incidents

Faculty	Faculty/Division	Open	Closed
AD	UNSW Art & Design	1	0
ASS	Faculty Arts and Social Sciences	0	1
BS	UNSW Business School	0	5
CAN	UNSW Canberra	0	1
DOP	Division of Philanthropy	0	0
DVC A	DVC Academic	0	0
DVC E	DVC Enterprise	0	0
DVC R	DVC Research	0	1
ENG	Faculty of Engineering	1	2
ER	External Relations	0	0
FBE	Faculty of Built Environment	0	1
FINS & OPS	Division of Finance & Operations	0	1
FM	Facilities Management	0	3
IT	UNSW IT	3	0
LAW	UNSW Law	0	0
MED	Faculty of Medicine	0	1
SCI	Faculty of Science	0	8
SDVC	Senior Deputy Vice-Chancellor	0	0
VP CoS	Vice President and Chief of Staff	0	0

Corrective Actions

Department	2016 - 2017 Department CA	2016 - 2017 Department CA Closed	2017 FM CA	2017 CA FM Closed	2016 - 2017 Total CA	2016 - 2017 Combined % CA
BRC	28	25	6	6	34	91%
CCIA	1	1	0	0	1	100%
Faculty of Medicine	14	14	4	4	18	100%
Kirby Institute	42	37	2	2	44	89%
Medicine Research Support	6	6	1	1	7	100%
NDARC	8	8	1	1	9	100%
NeuRA	1	1	0	0	1	100%
Prince of Wales Clinical School	28	28	4	4	32	100%
Psychiatry	7	6	0	0	7	86%
Rural Clinical Schools	38	37	0	0	38	97%
School of Medical Sciences	185	181	12	12	197	98%
School of Public Health & Community Medicine	7	7	0	0	7	100%
School of Women's & Children's Health	21	19	0	0	21	90%
South Western Sydney Clinical School	15	10	0	0	15	67%
St. George & Sutherland Clinical School	78	77	0	0	78	99%
St. Vincent's Clinical School	7	7	0	0	7	100%
Grand Total	486	457	30	30	516	94%

Corrective Actions

