



Health, Safety and Environment

Faculty of Medicine

3rd November 2016

Never Stand Still

Health, Safety & Environment



UNSW Health and safety awareness training

Note: New Hires shown are from the period 01 January 2016 – 30th September 2016.

Report was run on 3rd November 2016

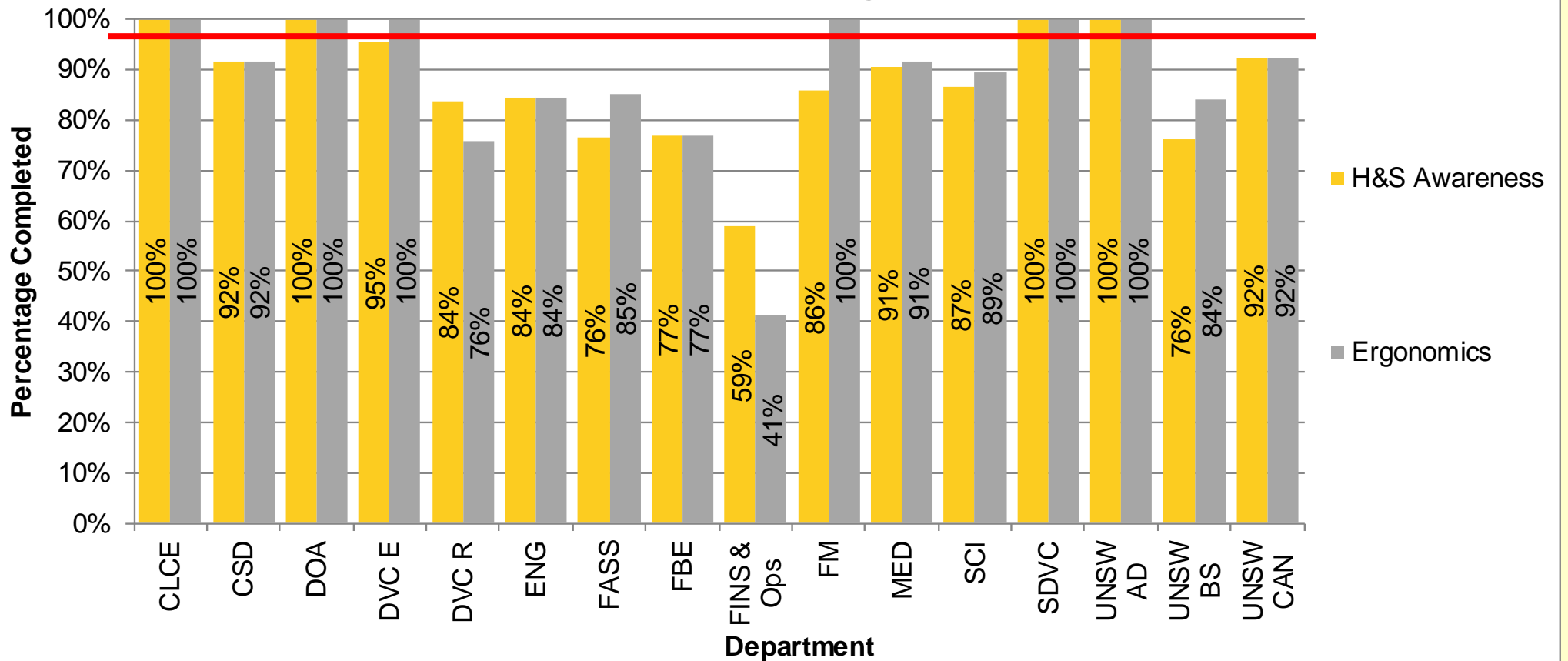
New Hires are only currently active employees

This report includes newly hired employees in Continuing and Fixed term Full time and Fractional Academics.

It does not include Part time Professional Staff, Casual Employees, Contractors and Honorary Title Holders.

Faculty/Division	# of New Hires	New Staff Completed H&S	H&S Awareness	New Staff Completed ERGO	Ergonomics
CLCE	13	13	100%	13	100%
CSD	24	22	92%	22	92%
DOA	12	12	100%	12	100%
DVC E	22	21	95%	22	100%
DVC R	37	31	84%	28	76%
ENG	64	54	84%	54	84%
FASS	34	26	76%	29	85%
FBE	13	10	77%	10	77%
FINS & Ops	17	10	59%	7	41%
FM	7	6	86%	7	100%
MED	129	117	91%	118	91%
SCI	75	65	87%	67	89%
SDVC	4	4	100%	4	100%
UNSW AD	7	7	100%	7	100%
UNSW BS	38	29	76%	32	84%
UNSW CAN	26	24	92%	24	92%
UNSW LAW	16	12	75%	13	81%

UNSW Health & Safety Online Training



Total New Hires	538
Total WSHA completion	86%
Total ERGO completion	87%

Health and safety awareness training 2016

Note: New Hires shown are from the period 01 January 2016 – 30th September 2016.

Report was run on 3rd November 2016

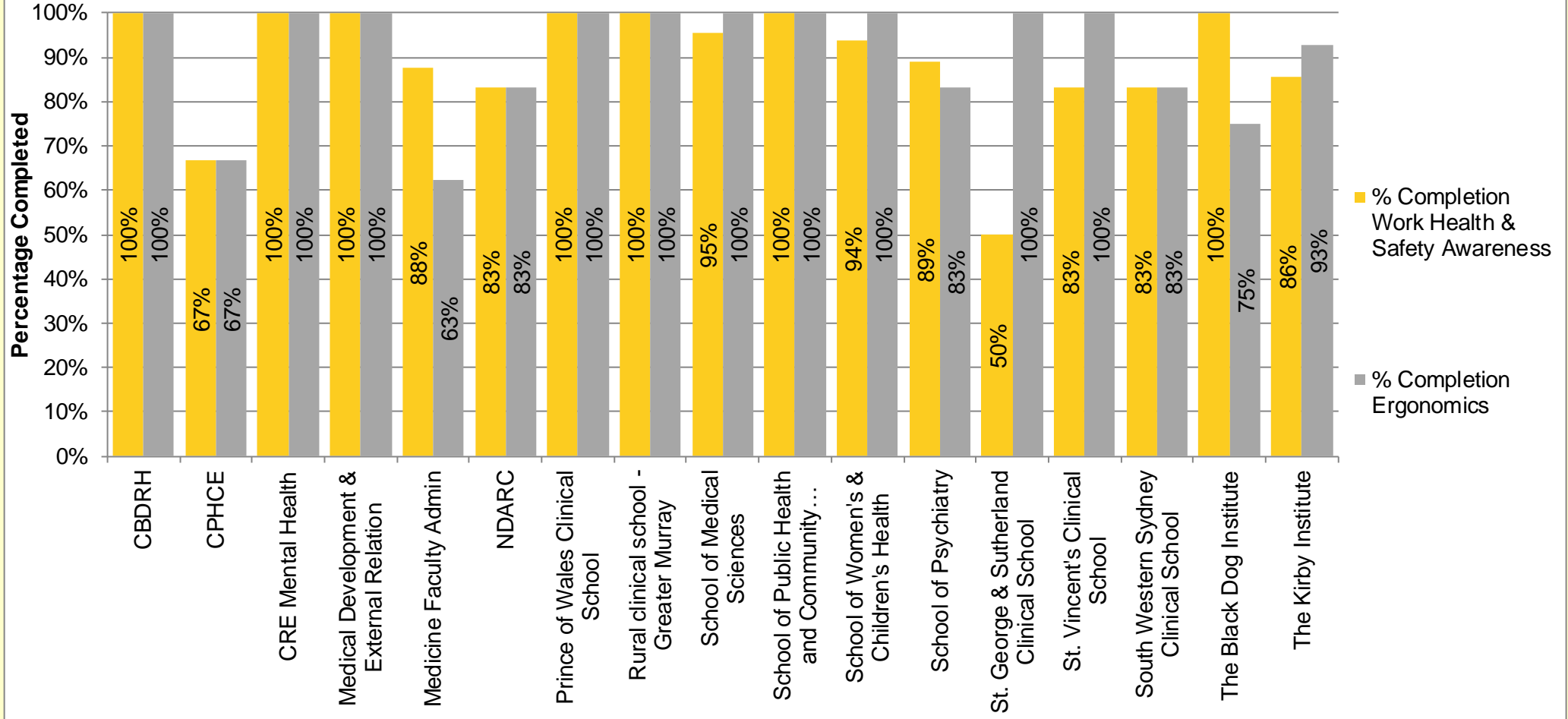
New Hires are only currently active employees

This report includes newly hired employees in Continuing and Fixed term Full time and Fractional Academics.

It does not include Part time Professional Staff, Casual Employees, Contractors and Honorary Title Holders.

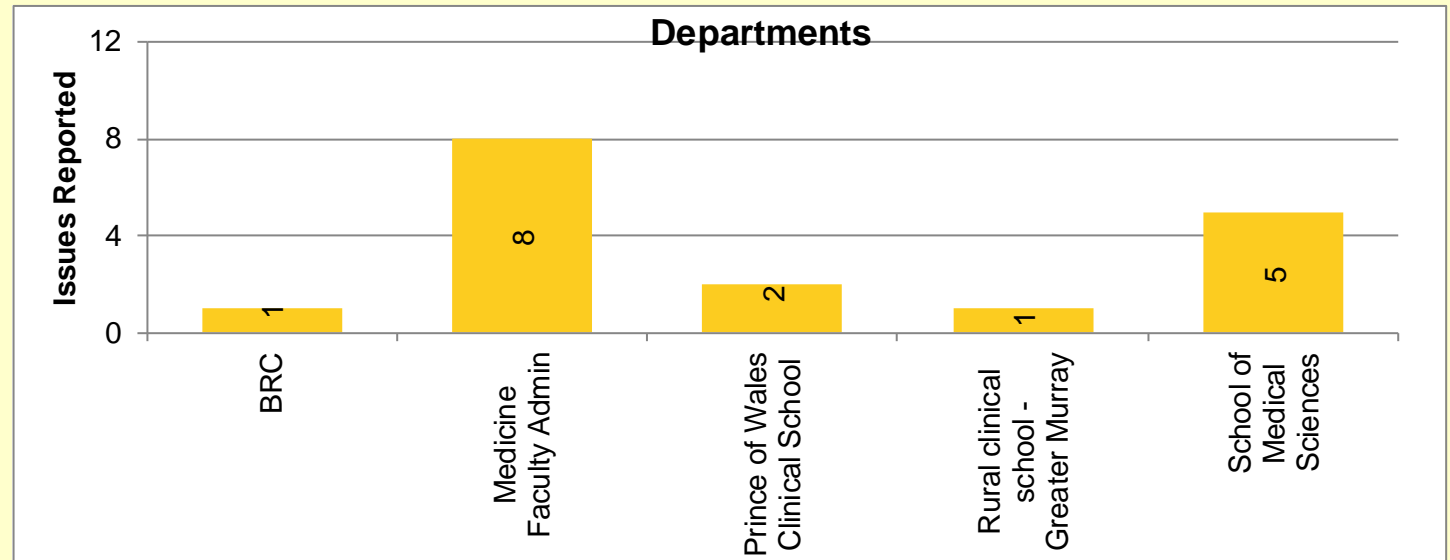
Department	# of New Hires	New Staff Completed WSHA	% Completion Work Health & Safety Awareness	New Staff Completed ERGO	% Completion Ergonomics
CBDRH	3	3	100%	3	100%
CPHCE	3	2	67%	2	67%
CRE Mental Health	1	1	100%	1	100%
Medical Development & External Relation	1	1	100%	1	100%
Medicine Faculty Admin	8	7	88%	5	63%
NDARC	6	5	83%	5	83%
Prince of Wales Clinical School	6	6	100%	6	100%
Rural clinical school - Greater Murray	1	1	100%	1	100%
School of Medical Sciences	22	21	95%	22	100%
School of Public Health and Community Medicine	12	12	100%	12	100%
School of Women's & Children's Health	16	15	94%	16	100%
School of Psychiatry	18	16	89%	15	83%
St. George & Sutherland Clinical School	2	1	50%	2	100%
St. Vincent's Clinical School	6	5	83%	6	100%
South Western Sydney Clinical School	6	5	83%	5	83%
The Black Dog Institute	4	4	100%	3	75%
The Kirby Institute	14	12	86%	13	93%
Grand Total	129	117	91%	118	91%

Training 2016

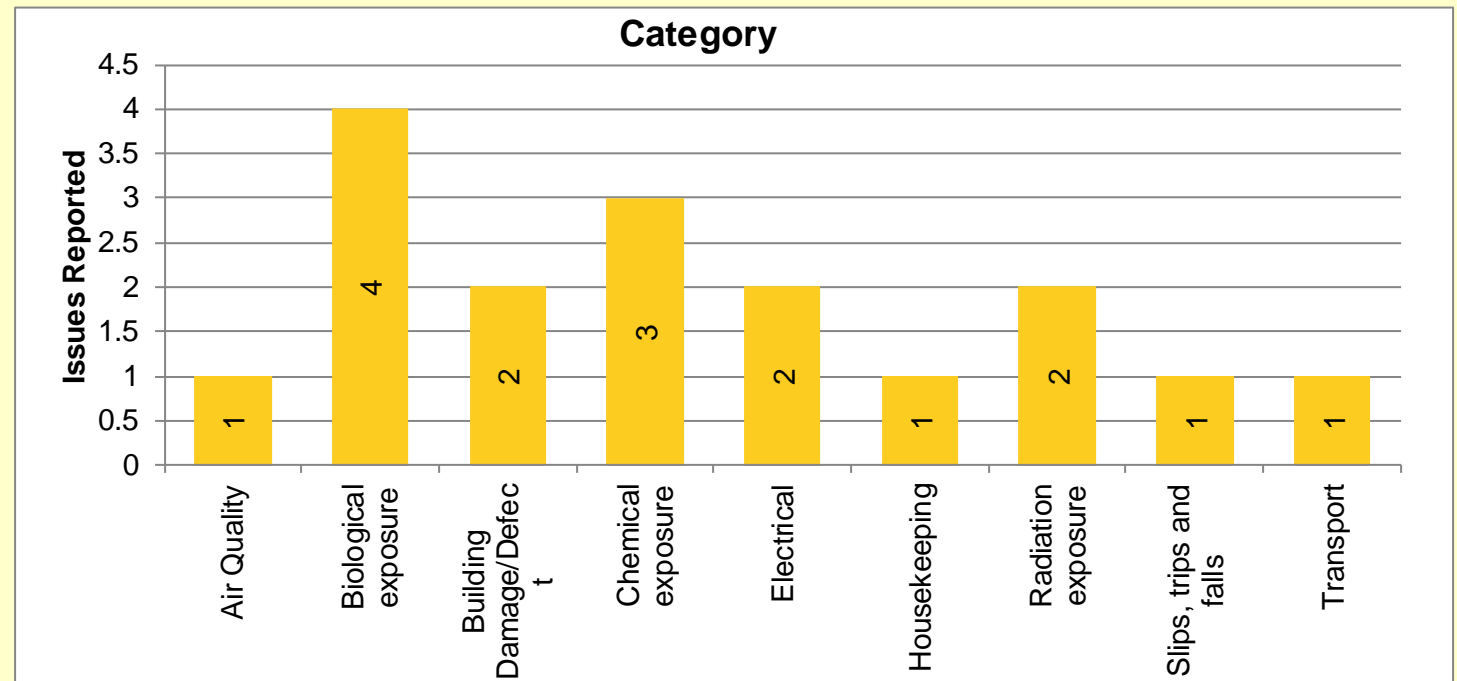


Hazards

Departments	Hazards
BRC	1
Medicine Faculty Admin	8
Prince of Wales Clinical School	2
Rural clinical school - Greater Murray	1
School of Medical Sciences	5
Grand Total	17

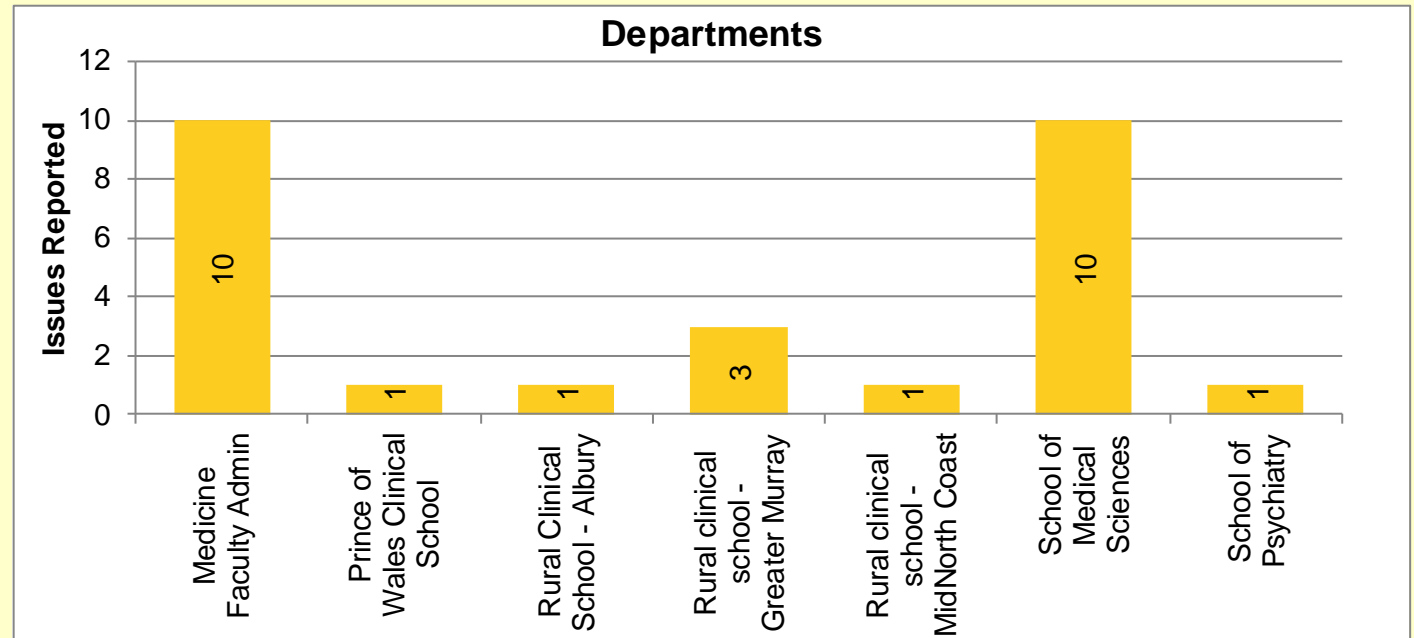


Category	Hazards
Air Quality	1
Biological exposure	4
Building Damage/Defect	2
Chemical exposure	3
Electrical	2
Housekeeping	1
Radiation exposure	2
Slips, trips and falls	1
Transport	1
Grand Total	17

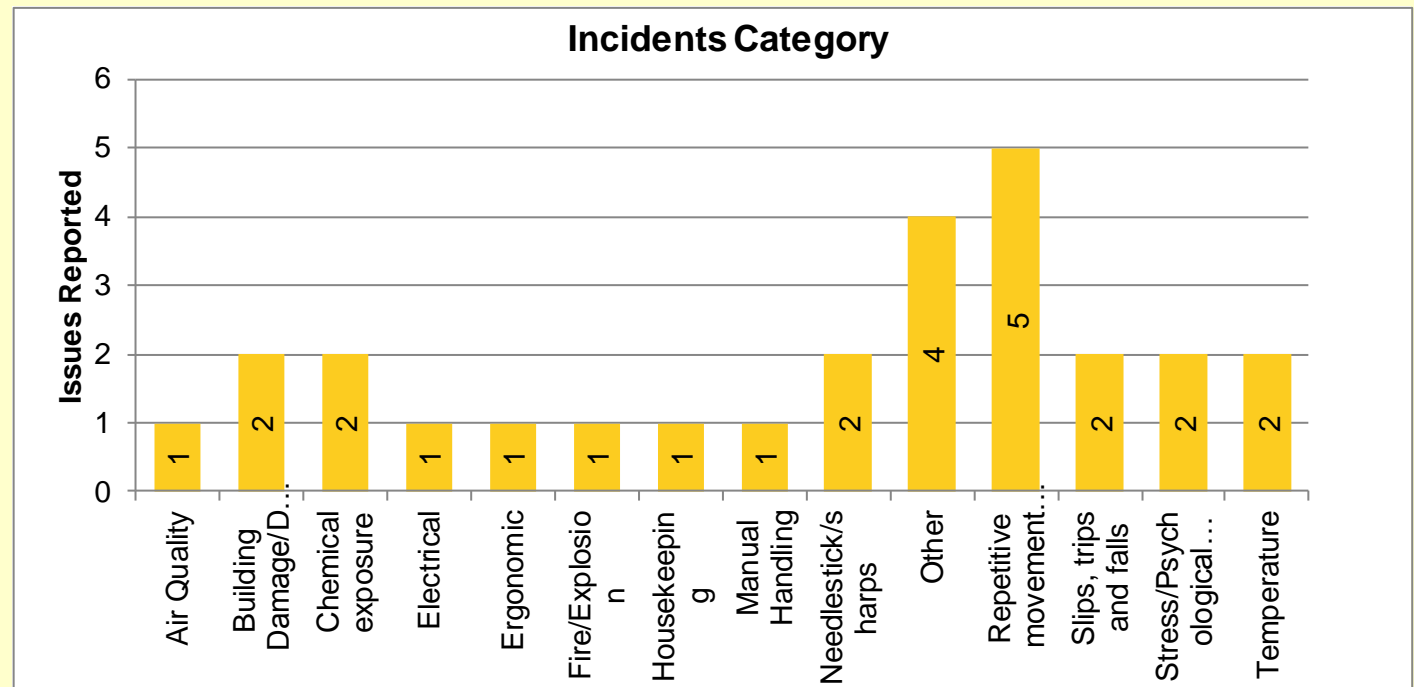


Incidents

Departments	Incidents
Medicine Faculty Admin	10
Prince of Wales Clinical School	1
Rural Clinical School - Albury	1
Rural clinical school - Greater Murray	3
Rural clinical school - MidNorth Coast	1
School of Medical Sciences	10
School of Psychiatry	1
Grand Total	27

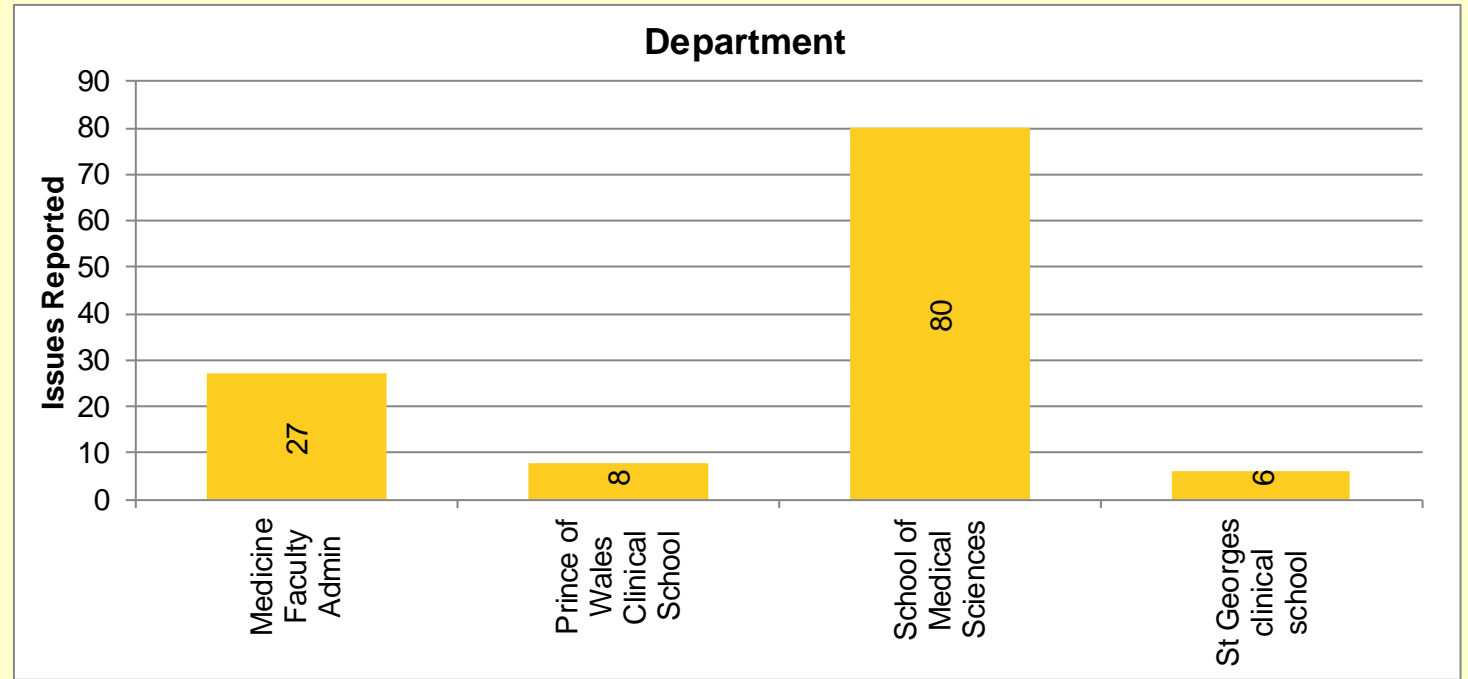


Category	Incidents
Air Quality	1
Building Damage/Defect	2
Chemical exposure	2
Electrical	1
Ergonomic	1
Fire/Explosion	1
Housekeeping	1
Manual Handling	1
Needlestick/sharps	2
Other	4
Repetitive movement or overuse	5
Slips, trips and falls	2
Stress/Psychological factors	2
Temperature	2
Grand Total	27

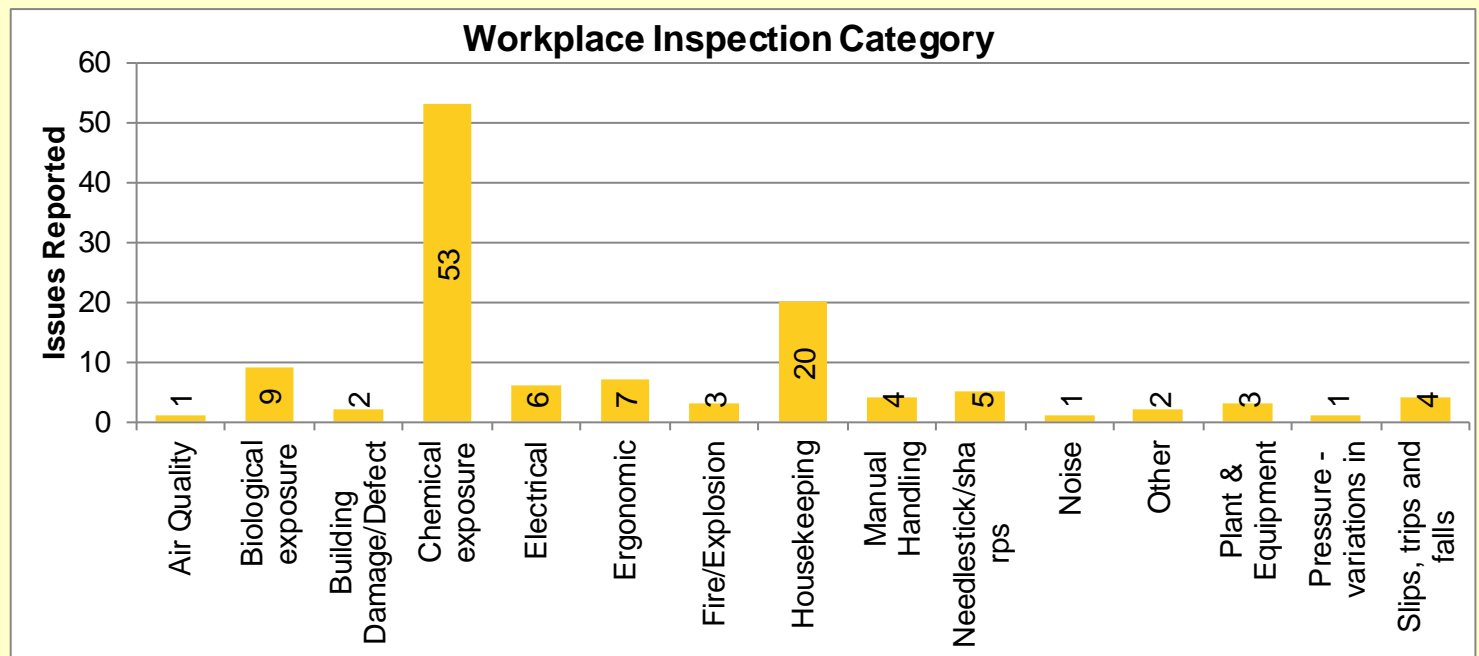


Workplace Inspections

Departments	Workplace Inspections
Medicine Faculty Admin	27
Prince of Wales Clinical School	8
School of Medical Sciences	80
St Georges clinical school	6
Grand Total	121

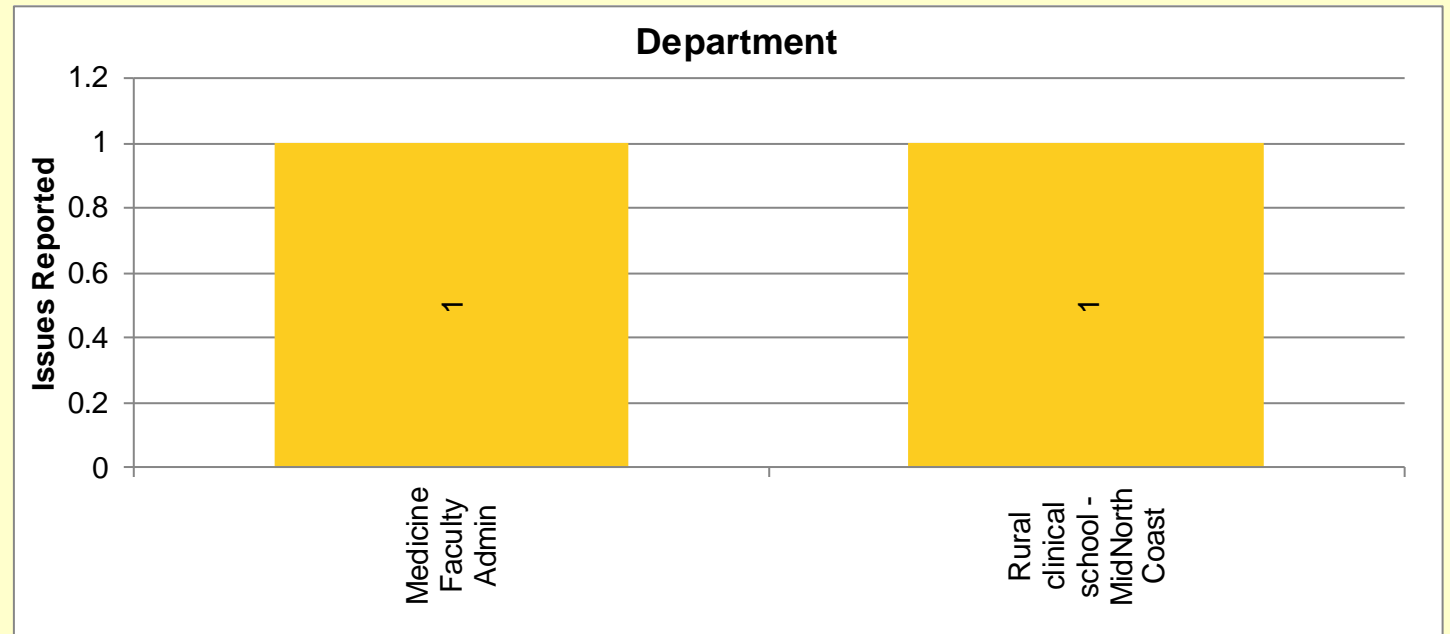


Category	Workplace Inspections
Air Quality	1
Biological exposure	9
Building Damage/Defect	2
Chemical exposure	53
Electrical	6
Ergonomic	7
Fire/Explosion	3
Housekeeping	20
Manual Handling	4
Needlestick/sharps	5
Noise	1
Other	2
Plant & Equipment	3
Pressure - variations in	1
Slips, trips and falls	4
Grand Total	121




Environment

Departments	Environment
Medicine Faculty Admin	1
Rural clinical school - MidNorth Coast	1
Grand Total	2



Category	Environment
Other	2
Grand Total	2



UNSW: Environmental Incidents

Faculty/Div	Open	Closed
CLCE	0	2
CSD	0	0
DOA	0	0
DVCE	1	2
ENG	0	0
FASS	0	1
FBE	0	1
FINS & OPS	0	0
FM	0	0
MED	2	2
SCI	0	3
UNSW AD	0	1
UNSW BS	1	0
UNSW CAN	1	0
UNSW LAW	0	0
VPDVC	0	0

Corrective Actions

Department	2011 - 2016 CA Closed	2011 - 2016 Total CA	2011 - 2016 CA % Complete
BRC	17	22	77%
CBDRH	2	2	100%
CCIA	5	5	100%
CPHCE	13	13	100%
Medicine Faculty Admin	770	777	99%
NDARC	60	60	100%
Neura	7	7	100%
Prince of Wales Clinical School	135	135	100%
Rural Clinical School - Albury	1	1	100%
Rural clinical school - Greater Murray	15	17	88%
Rural clinical school - MidNorth Coast	14	15	93%
School of Anatomy	2	2	100%
School of Medical Sciences	676	700	97%
School of Public Health and Community Medicine	34	34	100%
School of Women's & Children's Health	66	66	100%
School of Psychiatry	42	42	100%
St. George & Sutherland Clinical School	79	79	100%
St. Vincent's Clinical School	8	8	100%
South Western Sydney Clinical School	47	47	100%
The Kirby Institute	99	101	98%
UNSW Health & Safety	2	2	100%
Grand Total	2094	2135	98%

