



Health, Safety and Environment

UNSW Medicine

Q1 2017

Never Stand Still

Health, Safety & Environment



Notable hazards and incidents in Medicine since the last meeting (November 2016)

- There were six Workers Compensation claims within Medicine for 2016. Of these claims, three were classified as Lost Time Injuries.

Of the six claims, four claims involved repetitive strain injury (pipette use, poor workstation set-up) and the other two involved slips/trips/falls on uneven outdoor surfaces.

In response to repetitive strain injuries, free training will be available in March for proper liquid handling/pipette use as well as centrifuge care, delivered by Eppendorf. There will be courses available on upper campus and lower campus. Liquid handling and pipette training will cover techniques for ultimate precision, repetitive pipetting and how to avoid injury as well as maintenance. Centrifuge care will cover correct loading, balancing, maintenance and how to deal with a spill. The training is open to staff and students.

- The upper campus chemical waste store, shared by Medicine and Science, was shut-down for an extended period due to poor use of the store leading to a spill and unsafe storage of formalin. Containers were discovered leaking due to incorrect lid types and damages to the container itself. Containers were also stacked and left at risk of falling over.

The UNSW chemical waste contractor rightly refused to collect waste in this state, therefore the store was closed until the spill was dealt with, storage cabinets decontaminated and unsafe items removed. Staff have been subsequently reminded of the importance of following the correct protocol for the chemical waste store.

Updates

- Some face to face health & safety training for Supervisors, staff/students working in PC2 laboratories as well as staff/students working with hazardous chemicals will be delivered face-to-face as well as online in modules that are currently being developed with external consultants who have developed similar training at other universities across the country.

UNSW Health and safety awareness training

Note: New Hires shown are from the period 01 January 2016 – 31st December 2016.

Report was run on 16th January 2017

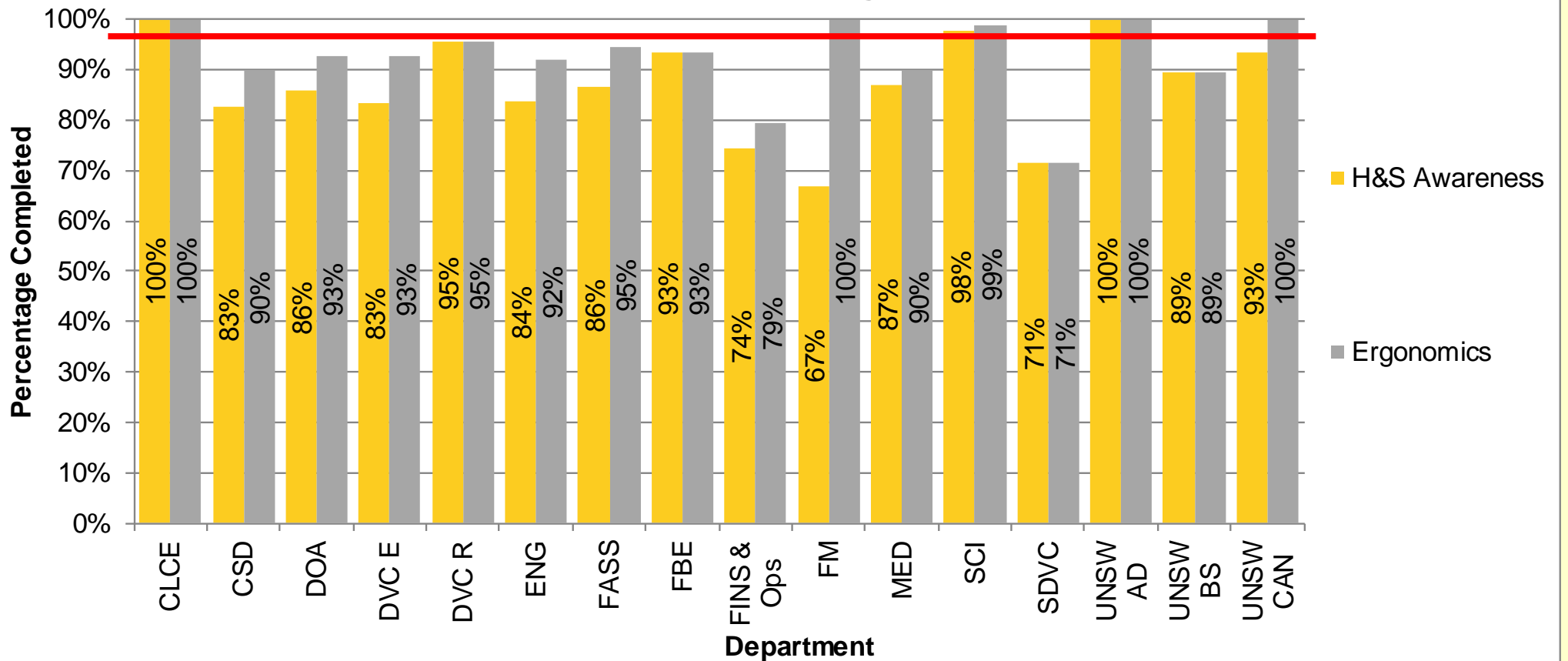
New Hires are only currently active employees

This report includes newly hired employees in Continuing and Fixed term Full time and Fractional Academics.

It does not include Part time Professional Staff, Casual Employees, Contractors and Honorary Title Holders.

Faculty/Division	# of New Hires	New Staff Completed H&S	H&S Awareness	New Staff Completed ERGO	Ergonomics
CLCE	10	10	100%	10	100%
CSD	29	24	83%	26	90%
DOA	14	12	86%	13	93%
DVC E	42	35	83%	39	93%
DVC R	22	21	95%	21	95%
ENG	74	62	84%	68	92%
FASS	37	32	86%	35	95%
FBE	15	14	93%	14	93%
FINS & Ops	39	29	74%	31	79%
FM	12	8	67%	12	100%
MED	146	127	87%	131	90%
SCI	89	87	98%	88	99%
SDVC	7	5	71%	5	71%
UNSW AD	7	7	100%	7	100%
UNSW BS	38	34	89%	34	89%
UNSW CAN	30	28	93%	30	100%
UNSW LAW	18	15	83%	17	94%

UNSW Health & Safety Online Training



Total New Hires	629
Total WHSA completion	87%
Total ERGO completion	92%

Health and safety awareness training 2016

Note: New Hires shown are from the period 01 January 2016 – 31st December 2016.

Report was run on 16th January 2017

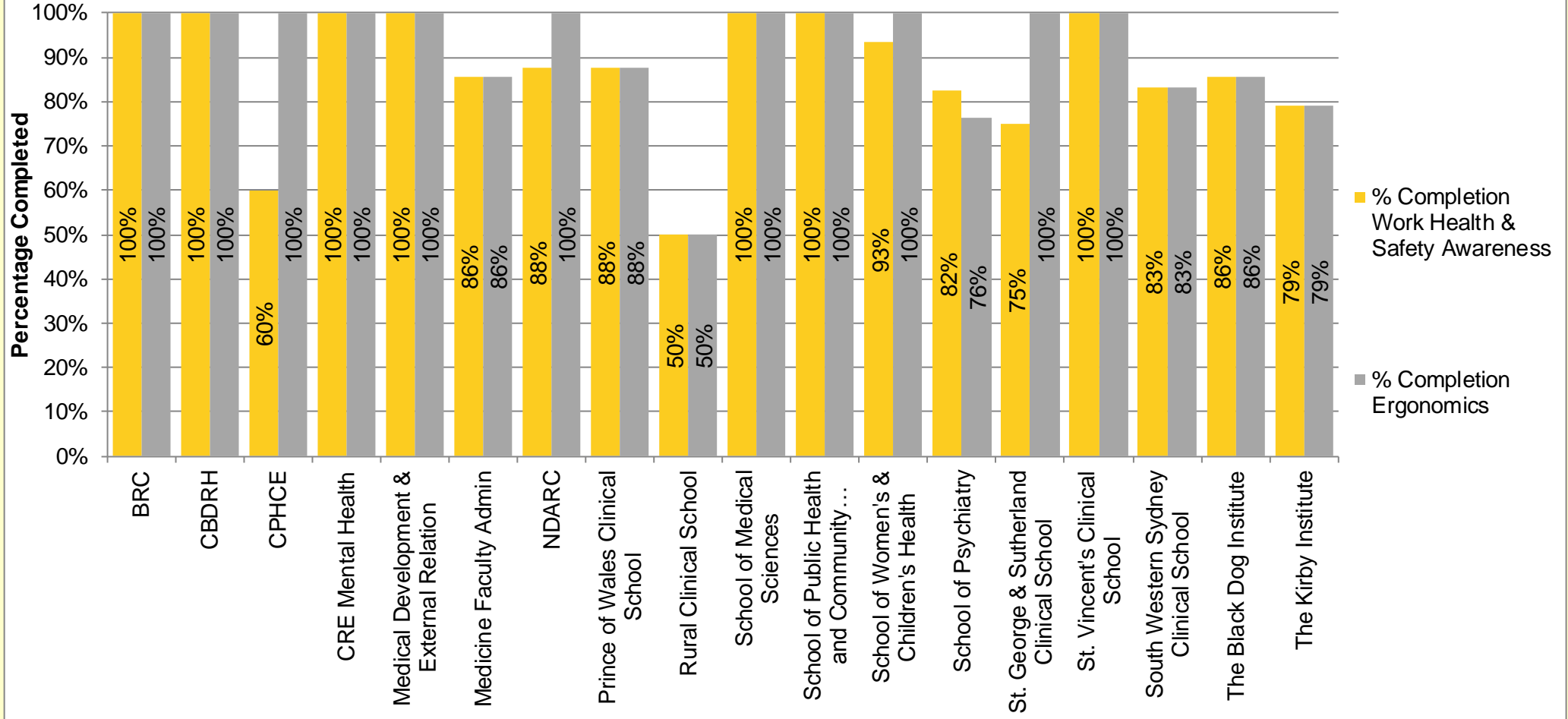
New Hires are only currently active employees

This report includes newly hired employees in Continuing and Fixed term Full time and Fractional Academics.

It does not include Part time Professional Staff, Casual Employees, Contractors and Honorary Title Holders.

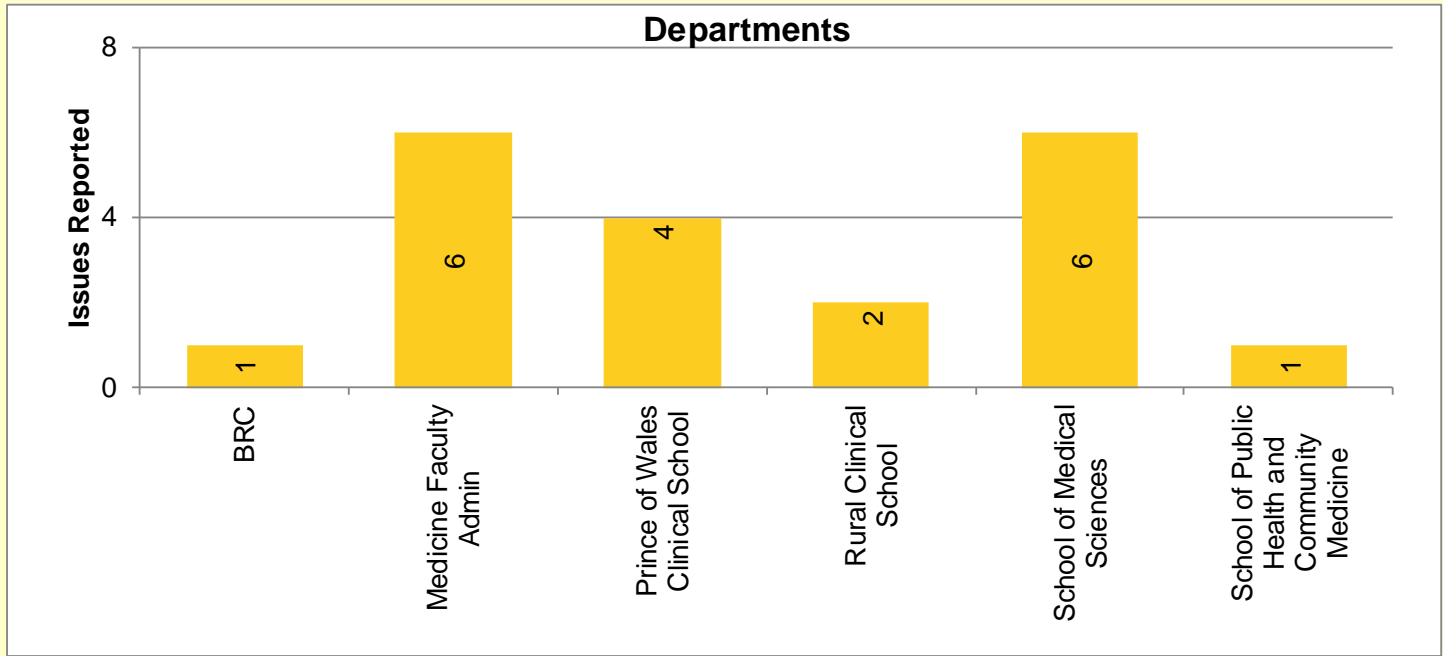
Department	# of New Hires	New Staff Completed WHSA	% Completion Work Health & Safety Awareness	New Staff Completed ERGO	% Completion Ergonomics
BRC	1	1	100%	1	100%
CBDRH	3	3	100%	3	100%
CPHCE	5	3	60%	5	100%
CRE Mental Health	1	1	100%	1	100%
Medical Development & External Relation	1	1	100%	1	100%
Medicine Faculty Admin	7	6	86%	6	86%
NDARC	8	7	88%	8	100%
Prince of Wales Clinical School	8	7	88%	7	88%
Rural Clinical School	6	3	50%	3	50%
School of Medical Sciences	20	20	100%	20	100%
School of Public Health and Community Medicine	12	12	100%	12	100%
School of Women's & Children's Health	15	14	93%	15	100%
School of Psychiatry	17	14	82%	13	76%
St. George & Sutherland Clinical School	4	3	75%	4	100%
St. Vincent's Clinical School	6	6	100%	6	100%
South Western Sydney Clinical School	6	5	83%	5	83%
The Black Dog Institute	7	6	86%	6	86%
The Kirby Institute	19	15	79%	15	79%
Grand Total	146	127	87%	131	90%

Training 2016

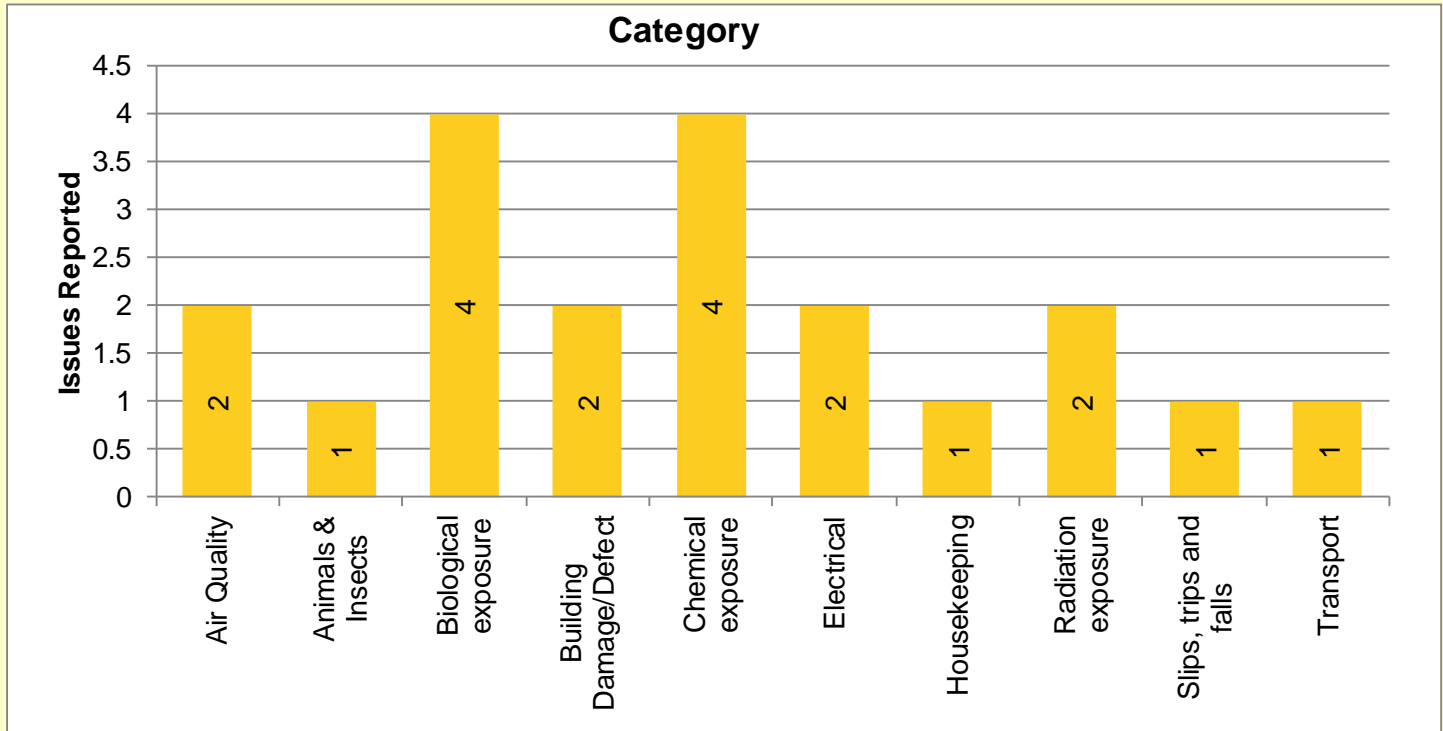


Hazards

Departments	Hazards
BRC	1
Medicine Faculty Admin	6
Prince of Wales Clinical School	4
Rural Clinical School	2
School of Medical Sciences	6
School of Public Health and Community Medicine	1
Grand Total	20

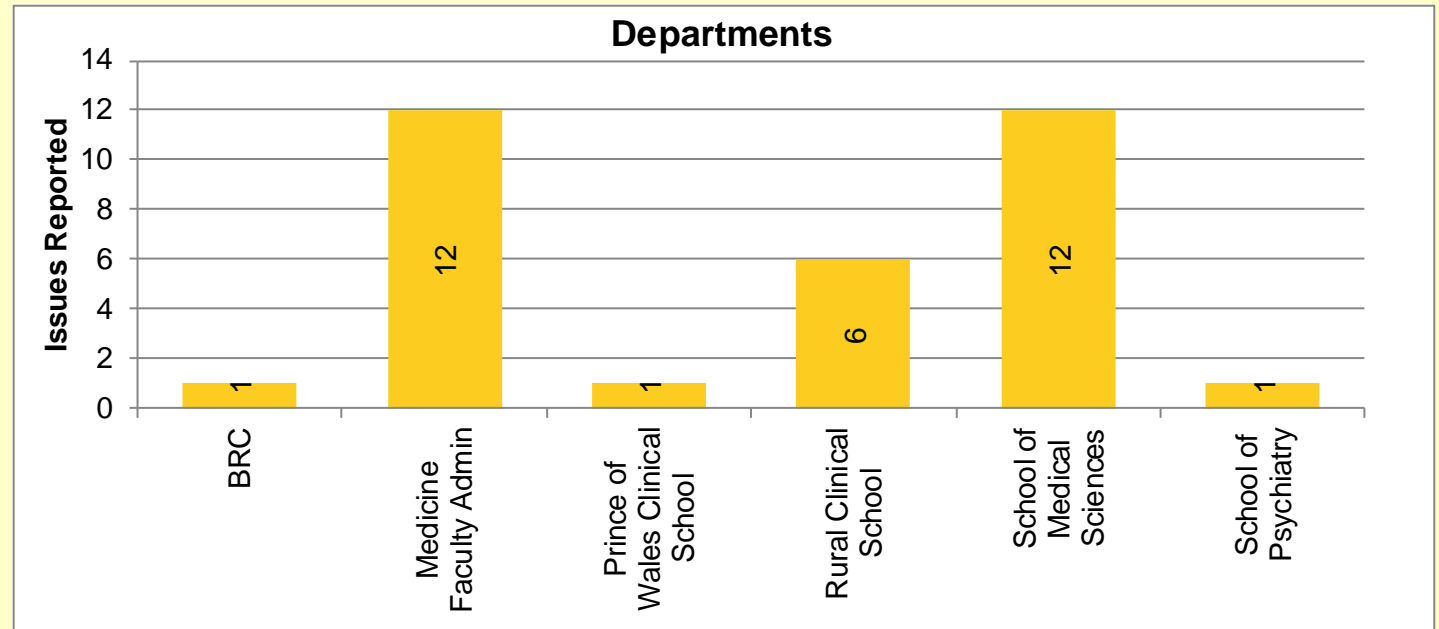


Category	Hazards
Air Quality	2
Animals & Insects	1
Biological exposure	4
Building Damage/Defect	2
Chemical exposure	4
Electrical	2
Housekeeping	1
Radiation exposure	2
Slips, trips and falls	1
Transport	1
Grand Total	20

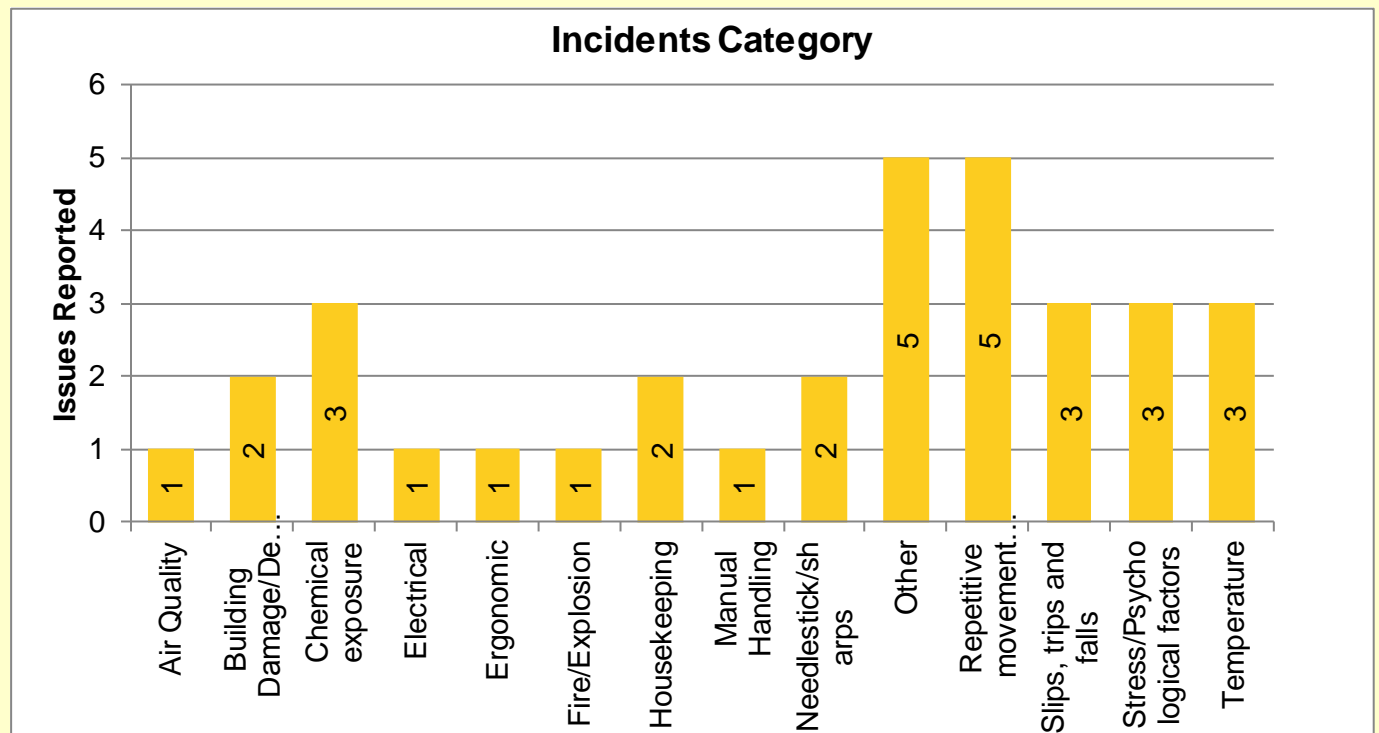


Incidents

Departments	Incidents
BRC	1
Medicine Faculty Admin	12
Prince of Wales Clinical School	1
Rural Clinical School	6
School of Medical Sciences	12
School of Psychiatry	1
Grand Total	33



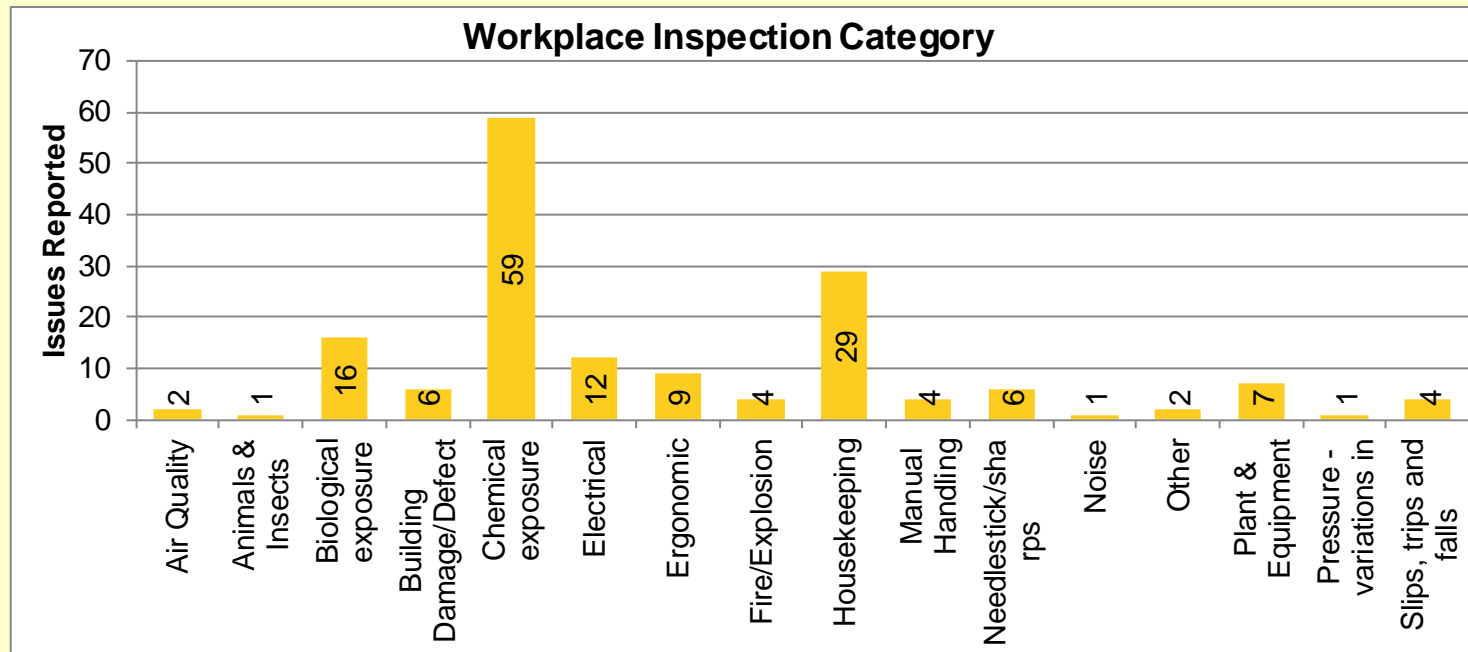
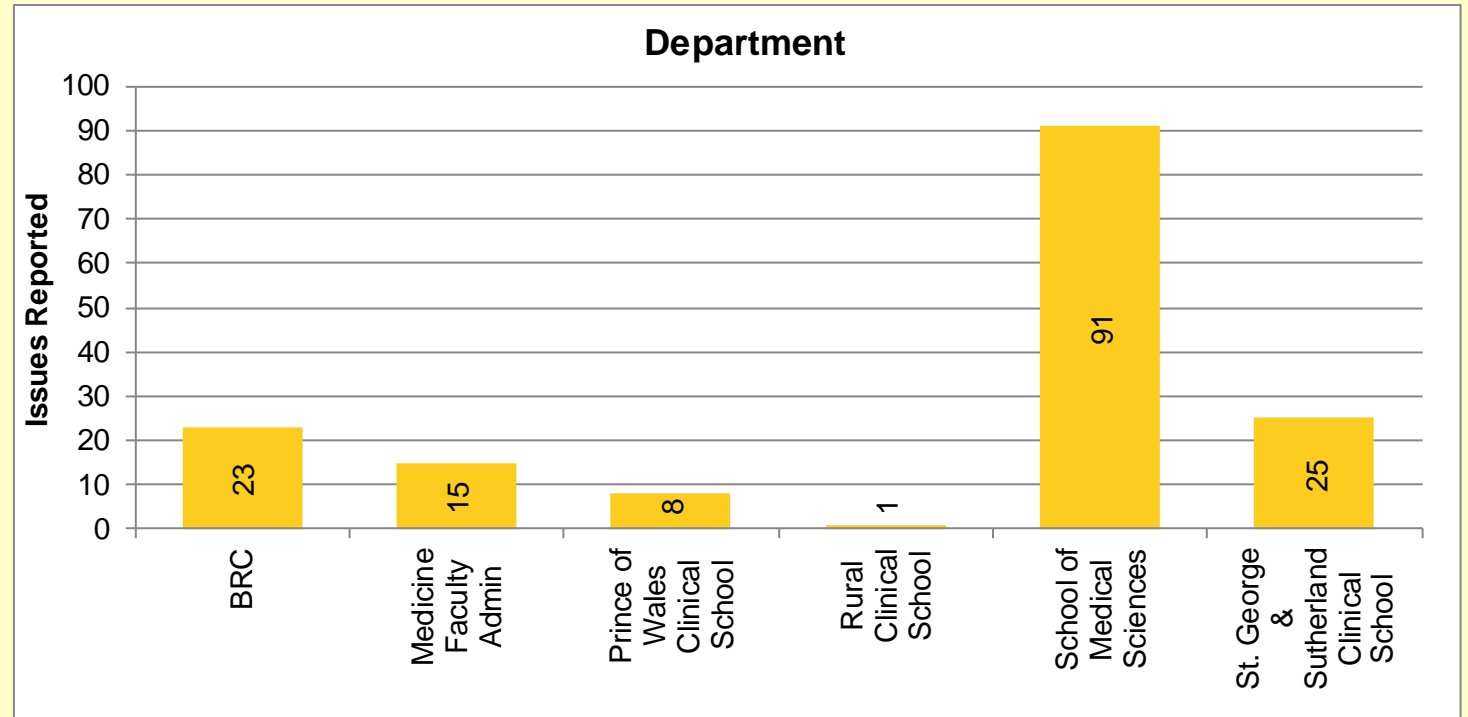
Category	Incidents
Air Quality	1
Building Damage/Defect	2
Chemical exposure	3
Electrical	1
Ergonomic	1
Fire/Explosion	1
Housekeeping	2
Manual Handling	1
Needlestick/sharps	2
Other	5
Repetitive movement or overuse	5
Slips, trips and falls	3
Stress/Psychological factors	3
Temperature	3
Grand Total	33



Workplace Inspections

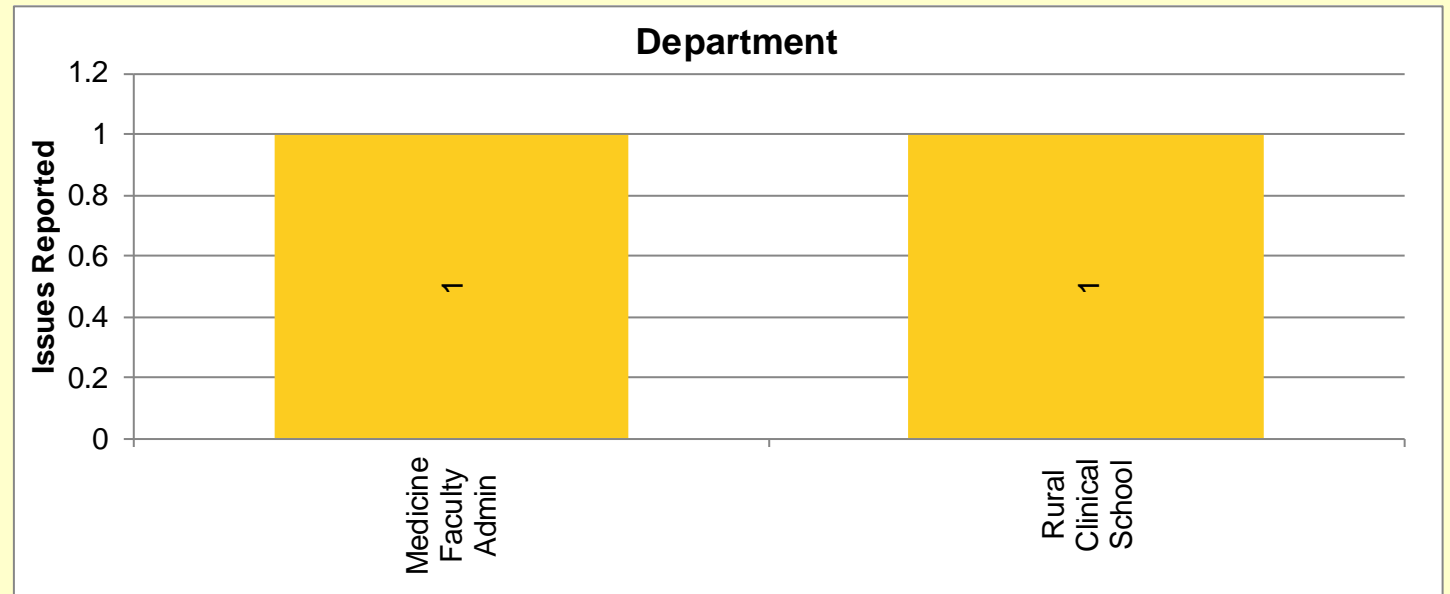
Departments	Workplace Inspections
BRC	23
Medicine Faculty Admin	15
Prince of Wales Clinical School	8
Rural Clinical School	1
School of Medical Sciences	91
St. George & Sutherland Clinical School	25
Grand Total	163

Category	Workplace Inspections
Air Quality	2
Animals & Insects	1
Biological exposure	16
Building Damage/Defect	6
Chemical exposure	59
Electrical	12
Ergonomic	9
Fire/Explosion	4
Housekeeping	29
Manual Handling	4
Needlestick/sharps	6
Noise	1
Other	2
Plant & Equipment	7
Pressure - variations in	1
Slips, trips and falls	4
Grand Total	163

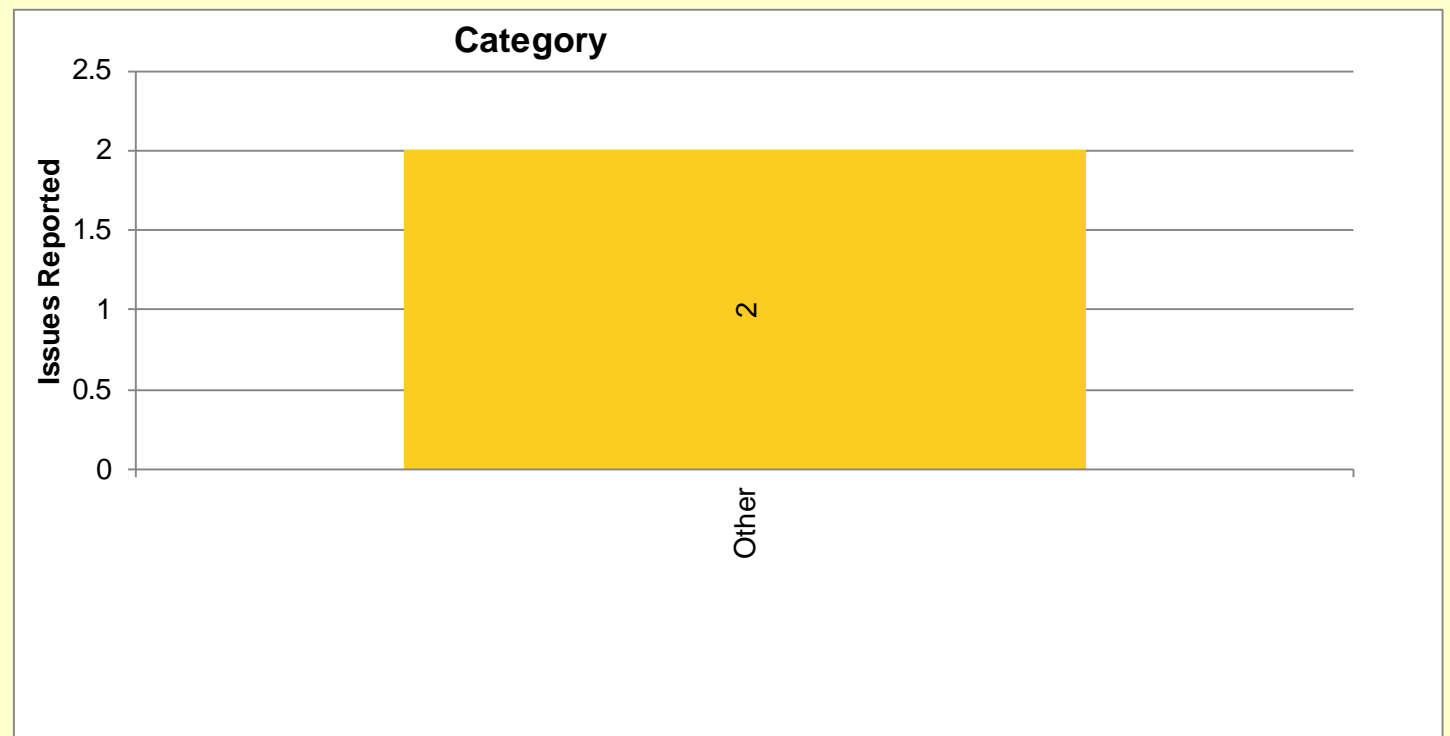


Environment

Departments	Environment
Medicine Faculty Admin	1
Rural Clinical School	1
Grand Total	2



Category	Environment
Other	2
Grand Total	2



UNSW: Environmental Incidents

Faculty/Div	Open	Closed
CLCE	0	2
CSD	0	0
DOA	0	0
DVCE	1	2
ENG	0	0
FASS	0	1
FBE	0	1
FINS & OPS	0	0
FM	0	0
MED	2	2
SCI	0	3
UNSW AD	0	1
UNSW BS	1	0
UNSW CAN	1	0
UNSW LAW	0	0
VPDVC	0	0

Corrective Actions

Department	2011 - 2016 CA Closed	2011 - 2016 Total CA	2011 - 2016 CA % Complete
BRC	25	27	93%
CBDRH	2	2	100%
CCIA	5	5	100%
CPHCE	13	13	100%
Medicine Faculty Admin	784	784	100%
NDARC	61	62	98%
NeuRA	7	7	100%
Prince of Wales Clinical School	147	147	100%
Psychiatry	46	51	90%
Rural Clinical School	729	748	97%
School of Pathology	37	37	100%
School of Public Health and Community Medicine	24	24	100%
School of Physiology & Pharmacology	57	57	100%
St. George & Sutherland Clinical School	2	2	100%
St. Vincent's Clinical School	51	51	100%
Viral Hepatitis Clinical Research Program	1990	2017	99%
Grand Total	3980	4034	99%

